

## Brass Extension Plugs

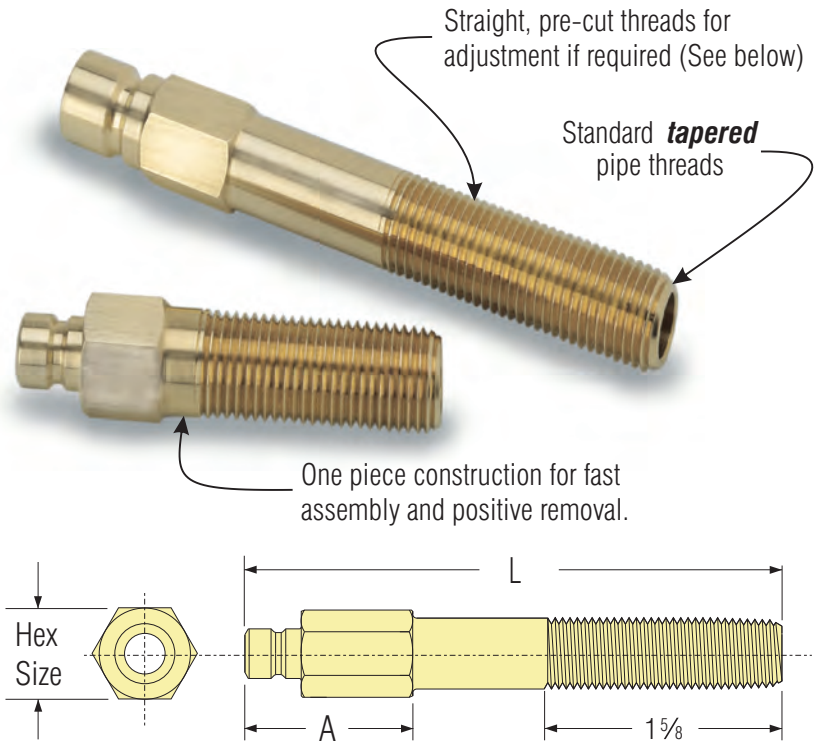
- All Custom Mold Extension Plugs have tapered pipe threads.

*Standard pipe thread systems require tapered external threads to seal in taper threaded holes*

- In stock from 1/16" thru 1/2" pipe, including BSPT pipe sizes.

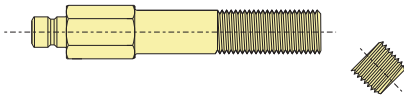
When length adjustments are required, simply cut to length. The straight, pre-cut threads on shank make re-tapering easy.

- Available in brass and stainless steel.

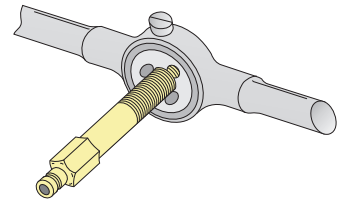


## Length Adjustments

1. When special length adjustments are required, simply cut piece to length and chamfer end.



2. Turn into standard pipe threading die to re-taper threads.



## Exact Length Extension Plugs

- Same quality extension plugs as above, threaded to any required length.
- Simply specify part number along with length required. eg: 352 x 3.187
- Order any quantity, same day shipment.



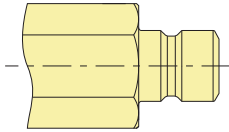
## BSP and Stainless Extension Plugs

- BSP brass Extension Plugs IN STOCK.
- Many Stainless Extension Plugs IN STOCK.
- Available with pre-applied sealant.
- Order any quantity.



## 200 Series

1/4" HOLE  
Actual Size



| Catalog Number | L | Pipe Size | Hex Size | A | Stock Item |
|----------------|---|-----------|----------|---|------------|
|----------------|---|-----------|----------|---|------------|

### 1/16" Pipe Extensions

|          |    |      |     |       |   |
|----------|----|------|-----|-------|---|
| 250 x 2½ | 2½ | 1/16 | 3/8 | 11/16 | • |
| 250 x 4  | 4  | 1/16 | 3/8 | 13/16 | • |
| 250 x 5½ | 5½ | 1/16 | 3/8 | 13/16 | • |
| 250 x 7  | 7  | 1/16 | 3/8 | 13/16 | • |

### 1/8" Pipe Extensions

|           |     |     |      |       |   |
|-----------|-----|-----|------|-------|---|
| 251 x 2½  | 2½  | 1/8 | 7/16 | 11/16 | • |
| 251 x 4   | 4   | 1/8 | 7/16 | 1     | • |
| 251 x 5½  | 5½  | 1/8 | 7/16 | 1     | • |
| 251 x 7   | 7   | 1/8 | 7/16 | 1     | • |
| 251 x 8½  | 8½  | 1/8 | 7/16 | 1     | • |
| 251 x 10  | 10  | 1/8 | 7/16 | 1     | • |
| 251 x 11½ | 11½ | 1/8 | 7/16 | 1     | • |
| 251 x 13  | 13  | 1/8 | 7/16 | 1     | • |

### 1/4" Pipe Extensions

|           |     |     |      |       |   |
|-----------|-----|-----|------|-------|---|
| 252 x 2½  | 2½  | 1/4 | 9/16 | 7/8   | • |
| 252 x 4   | 4   | 1/4 | 9/16 | 1 1/4 | • |
| 252 x 5½  | 5½  | 1/4 | 9/16 | 1 1/4 | • |
| 252 x 7   | 7   | 1/4 | 9/16 | 1 1/4 | • |
| 252 x 8½  | 8½  | 1/4 | 9/16 | 1 1/4 | • |
| 252 x 10  | 10  | 1/4 | 9/16 | 1 1/4 | • |
| 252 x 11½ | 11½ | 1/4 | 9/16 | 1 1/4 | • |
| 252 x 13  | 13  | 1/4 | 9/16 | 1 1/4 | • |

### 3/8" Pipe Extensions

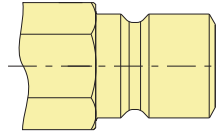
|           |     |     |       |       |   |
|-----------|-----|-----|-------|-------|---|
| 253 x 2½  | 2½  | 3/8 | 11/16 | 1     | • |
| 253 x 4   | 4   | 3/8 | 11/16 | 1 1/4 | • |
| 253 x 5½  | 5½  | 3/8 | 11/16 | 1 1/4 | • |
| 253 x 7   | 7   | 3/8 | 11/16 | 1 1/4 | • |
| 253 x 8½  | 8½  | 3/8 | 11/16 | 1 1/4 | • |
| 253 x 10  | 10  | 3/8 | 11/16 | 1 1/4 | • |
| 253 x 11½ | 11½ | 3/8 | 11/16 | 1 1/4 | • |
| 253 x 13  | 13  | 3/8 | 11/16 | 1 1/4 | • |

### 1/2" Pipe Extensions

Available on request

## 300 Series

3/8" HOLE  
Actual Size



| Catalog Number | L | Pipe Size | Hex Size | A | Stock Item |
|----------------|---|-----------|----------|---|------------|
|----------------|---|-----------|----------|---|------------|

### 1/16" Pipe Extensions

|          |    |      |      |     |   |
|----------|----|------|------|-----|---|
| 350 x 2½ | 2½ | 1/16 | 9/16 | 7/8 | • |
| 350 x 4  | 4  | 1/16 | 9/16 | 1   | • |
| 350 x 5½ | 5½ | 1/16 | 9/16 | 1   | • |
| 350 x 7  | 7  | 1/16 | 9/16 | 1   | • |

### 1/8" Pipe Extensions

|           |     |     |      |     |   |
|-----------|-----|-----|------|-----|---|
| 351 x 2½  | 2½  | 1/8 | 9/16 | 7/8 | • |
| 351 x 4   | 4   | 1/8 | 9/16 | 1   | • |
| 351 x 5½  | 5½  | 1/8 | 9/16 | 1   | • |
| 351 x 7   | 7   | 1/8 | 9/16 | 1   | • |
| 351 x 8½  | 8½  | 1/8 | 9/16 | 1   | • |
| 351 x 10  | 10  | 1/8 | 9/16 | 1   | • |
| 351 x 11½ | 11½ | 1/8 | 9/16 | 1   | • |
| 351 x 13  | 13  | 1/8 | 9/16 | 1   | • |

### 1/4" Pipe Extensions

|           |     |     |      |       |   |
|-----------|-----|-----|------|-------|---|
| 352 x 2½  | 2½  | 1/4 | 9/16 | 7/8   | • |
| 352 x 4   | 4   | 1/4 | 9/16 | 1 1/4 | • |
| 352 x 5½  | 5½  | 1/4 | 9/16 | 1 1/4 | • |
| 352 x 7   | 7   | 1/4 | 9/16 | 1 1/4 | • |
| 352 x 8½  | 8½  | 1/4 | 9/16 | 1 1/4 | • |
| 352 x 10  | 10  | 1/4 | 9/16 | 1 1/4 | • |
| 352 x 11½ | 11½ | 1/4 | 9/16 | 1 1/4 | • |
| 352 x 13  | 13  | 1/4 | 9/16 | 1 1/4 | • |

### 3/8" Pipe Extensions

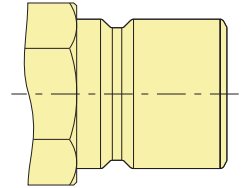
|           |     |     |       |       |   |
|-----------|-----|-----|-------|-------|---|
| 353 x 2½  | 2½  | 3/8 | 11/16 | 1     | • |
| 353 x 4   | 4   | 3/8 | 11/16 | 1 1/4 | • |
| 353 x 5½  | 5½  | 3/8 | 11/16 | 1 1/4 | • |
| 353 x 7   | 7   | 3/8 | 11/16 | 1 1/4 | • |
| 353 x 8½  | 8½  | 3/8 | 11/16 | 1 1/4 | • |
| 353 x 10  | 10  | 3/8 | 11/16 | 1 1/4 | • |
| 353 x 11½ | 11½ | 3/8 | 11/16 | 1 1/4 | • |
| 353 x 13  | 13  | 3/8 | 11/16 | 1 1/4 | • |

### 1/2" Pipe Extensions

|           |     |     |     |       |   |
|-----------|-----|-----|-----|-------|---|
| 354 x 2½  | 2½  | 1/2 | 7/8 | 1 1/8 | • |
| 354 x 4   | 4   | 1/2 | 7/8 | 1 1/2 | • |
| 354 x 5½  | 5½  | 1/2 | 7/8 | 1 1/2 | • |
| 354 x 7   | 7   | 1/2 | 7/8 | 1 1/2 | • |
| 354 x 8½  | 8½  | 1/2 | 7/8 | 1 1/2 | • |
| 354 x 10  | 10  | 1/2 | 7/8 | 1 1/2 | • |
| 354 x 11½ | 11½ | 1/2 | 7/8 | 1 1/2 | • |
| 354 x 13  | 13  | 1/2 | 7/8 | 1 1/2 | • |

## 500 Series

1/2" HOLE  
Actual Size



| Catalog Number | L | Pipe Size | Hex Size | A | Stock Item |
|----------------|---|-----------|----------|---|------------|
|----------------|---|-----------|----------|---|------------|

### 1/16" Pipe Extensions

Available on request

### 1/8" Pipe Extensions

Available on request

### 1/4" Pipe Extensions

Available on request

### 3/8" Pipe Extensions

|           |     |     |       |       |   |
|-----------|-----|-----|-------|-------|---|
| 553 x 2½  | 2½  | 3/8 | 13/16 | 1 1/8 | • |
| 553 x 4   | 4   | 3/8 | 13/16 | 1 3/8 | • |
| 553 x 5½  | 5½  | 3/8 | 13/16 | 1 3/8 | • |
| 553 x 7   | 7   | 3/8 | 13/16 | 1 3/8 | • |
| 553 x 8½  | 8½  | 3/8 | 13/16 | 1 3/8 | • |
| 553 x 10  | 10  | 3/8 | 13/16 | 1 3/8 | • |
| 553 x 11½ | 11½ | 3/8 | 13/16 | 1 3/8 | • |
| 553 x 13  | 13  | 3/8 | 13/16 | 1 3/8 | • |

### 1/2" Pipe Extensions

|           |     |     |     |       |   |
|-----------|-----|-----|-----|-------|---|
| 554 x 2½  | 2½  | 1/2 | 7/8 | 1 1/8 | • |
| 554 x 4   | 4   | 1/2 | 7/8 | 1 1/2 | • |
| 554 x 5½  | 5½  | 1/2 | 7/8 | 1 1/2 | • |
| 554 x 7   | 7   | 1/2 | 7/8 | 1 1/2 | • |
| 554 x 8½  | 8½  | 1/2 | 7/8 | 1 1/2 | • |
| 554 x 10  | 10  | 1/2 | 7/8 | 1 1/2 | • |
| 554 x 11½ | 11½ | 1/2 | 7/8 | 1 1/2 | • |
| 554 x 13  | 13  | 1/2 | 7/8 | 1 1/2 | • |

Note: Custom Mold Brass Extension Plugs are available cut and re-threaded to any exact length for an additional charge of \$.50 ea. Order 100 or more pieces of one length, and exact length adjustment is free.