

# CUSTOM MOLD

Quality Mold Cooling Products


DESIGNERS & MANUFACTURERS

## Cascades



1-9

## Tubes



10-11

## Brass Plug Baffles



12-13

## Plugs & Diverters



14-17

## Quick Disconnect Fittings



18-21

## Water Jumpers




22-23

## Pipe Nipples



24-25

## Elbows & Extension Elbows




26-28

## Fittings



29

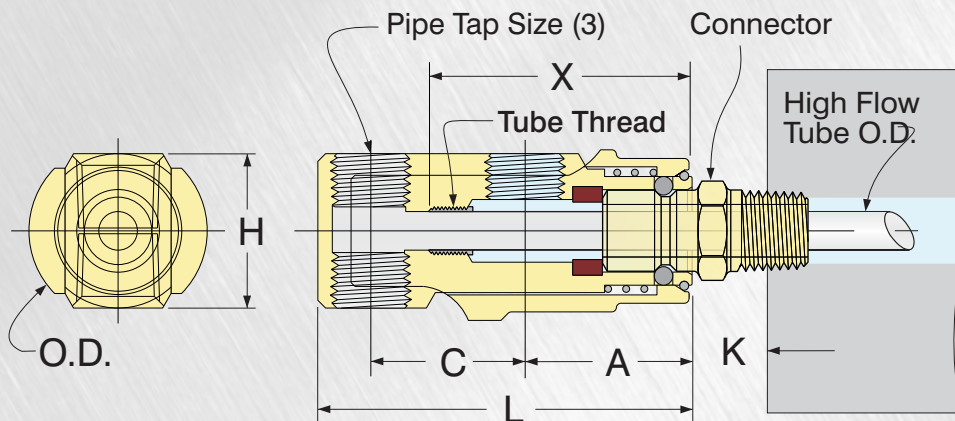
# Quick-Coupler Type Cascade Assemblies



Stainless High Flow Tube for maximum cooling.

Heavy duty quick coupling fits standard mold connections

- Can be installed and removed without disconnecting coolant lines.
- Viton Seals standard.
- High flow design provides maximum cooling rates.
- 12" High Flow Stainless tube, and Brass Pipe Plug included.



Catalog Number	Pipe Tap Size (NPT)	Connector Series	Tube Thread	High Flow Tube Included	L	C	A	H	End of Tube Ref. X	O.D.	Stock Item
SC186N	1/8	200	1/4-28	HF187T-12	1.937	1 1/16	3 1/32	1 3/16	1.45	7/8	•
SC181N					2.250	1	3 1/32	1 3/16	1.54	7/8	•
SC146N-4	1/4	300	5/16-24	HF250T-12	2.187	1 1/16	1 5/32	1	1.63	1 1/8	•
SC141N-4					2.500	1	1 5/32	1	1.70	1 1/8	•
SC121N-4	1/4	500	1/2 -20	HF437T-12	3.125	1 1/4	1 3/8	1 1/4	2.20	1 3/8	•
SC121N-6	3/8				3.125	1 1/4	1 3/8	1 1/4	2.20	1 3/8	•

See tube specifications on page 10.

Catalog Number	Connector	K Min.
SC186N	251	.32
SC181N	252	.43
	253	.49
	351*	.34
SC146N-4	352	.42
SC141N-4	353	.45
	354	.57
SC121N-4	553**	.55
SC121N-6	554	.54
	556	.57

\* Uses High Flow Tube JHF187T-  
\*\* Uses High Flow Tube JHF375T-

# Quick-Coupler Type Cascade Heads Only

- Aids in quick and efficient assembly and disassembly of cooling circuit.
- Heavy duty all brass and stainless steel construction.
- Dimensions are same as above for corresponding catalog number.
- Brass Pipe Plug Included.



Catalog Number	Tube Thread Size	Standard High Flow Tube No.	Alternate High Flow Tube	Stock Item
SC186H	1/4-28	HF187T-	JHF125T-	•
SC181H				•
SC146H-4	5/16-24	HF250T-	JHF187T-	•
SC141H-4				•
SC121H-4	1/2 -20	HF437T-	JHF375T-	•
SC121H-6				•

Order tubes for these heads on page 10.

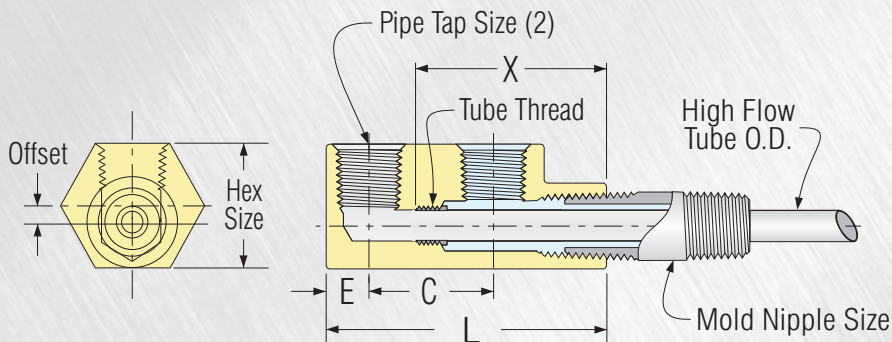


# High Flow Cascade Assemblies



Increased inlet areas produce higher flow rates.

If cooling rates are limiting cycle times, or connection leakage is a problem, the High Flow Cascade is the answer.



- 35%-65% higher flow rates than standard Nipple Type Cascades.

- Offset design provides more sealing threads without pipe interference.

- Assemblies include brass head, 12" High Flow Stainless tube, and 2" long galvanized pipe nipple.

Catalog Number	Mold Nipple Size (NPT)	Pipe Tap Size (NPT)	Tube Thread Size	High Flow Tube Included (12" OAL)	Hex Size	Offset	E	C	L	Tube End Ref. X	Stock Item
HF16N	1/16	1/16	10-32	HF125T-12	5/8	3/32	1/4	1/2	1 1/4	.88	•
HF186N	1/8	1/8	1/4-28	HF187T-12	3/4	3/32	5/16	1 1/16	1 3/8	1.14	•
HF181N	1/8	1/8	1/4-28	HF187T-12	3/4	3/32	5/16	1	1 15/16	1.15	•
HF146N-4	1/4	1/4	5/16-24	HF250T-12	1	5/32	1 1/32	1 1/16	1 7/8	1.30	•
HF141N-4	1/4	1/4	5/16-24	HF250T-12	1	5/32	1 1/32	1	2 3/16	1.55	•
HF381N-4	3/8	1/4	7/16-20	HF375T-12	1 1/8	1/8	1 1/32	1	2 1/4	1.64	•
HF121N-4	1/2	1/4	1/2-20	HF437T-12	1 3/8	1/8	3/8	1	2 3/8	1.77	•

See tube specifications on page 10.


## High Flow Cascade Heads Only

- All dimensions same as above for corresponding catalog number.

- High Flow Cascade Heads are available in special pipe tap and tube combinations.

- Order Adjustable Hex Nipples, or other pipe nipples on pages 24-25.

- Select tubes on page 10.

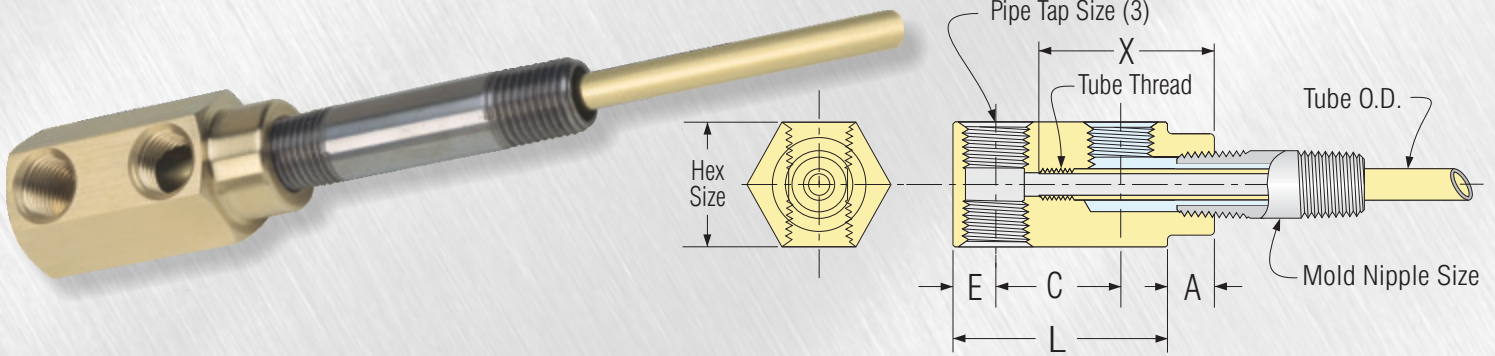


Catalog Number	Tube Thread Size	Standard High Flow Tube No.	Alternate High Flow Tube No.	Stock Item
HF16H	10-32	HF125T-	JHF093T-	•
HF186H	1/4-28	HF187T-	JHF125T-	•
HF181H	1/4-28	HF187T-	JHF125T-	•
HF146H-4	5/16-24	HF250T-	JHF187T-	•
HF141H-4	5/16-24	HF250T-	JHF187T-	•
HF381H-4	7/16-20	HF375T-	JHF312T-	•
HF121H-4	1/2-20	HF437T-	JHF375T-	•

Order tubes for these heads on page 10.



# Nipple Type Cascade Assemblies



- Assemblies include brass head, 12" Brass Tube, 2" long galvanized pipe nipple, and brass pipe plug.
- Solid brass heads are precision machined for accurate assembly.
- Cascade Assemblies are available in special pipe tap and tube combinations.

Catalog Number	Pipe Tap Size (NPT)	Mold Nipple (NPT)	Tube O.D.	Brass Tube Included	Hex Size	E	C	A	L	Tube End Ref. X	Stock Item
16N	1/16				3/4	7/32	1/2	9/32	15/16	.90	•
186N	1/8	1/8	3/16	187T-12	7/8	21/64	11/16	9/32	111/32	1.06	•
181N	1/8				7/8	21/64	1	9/32	121/32	1.18	•
146N	1/8				1	21/64	11/16	7/32	111/32	1.05	•
146N-4	1/4	1/4	1/4	250T-12	1	21/64	11/16	7/32	111/32	1.08	•
141N	1/8				1	21/64	1	7/16	121/32	1.44	•
141N-4	1/4				1	21/64	1	7/16	121/32	1.44	•
381N	1/8	3/8	5/16	312T-12	1	11/32	1	13/32	111/16	1.44	•
381N-4	1/4				1	11/32	1	13/32	111/16	1.44	•
121N-4	1/4	1/2	7/16	437T-12	1 1/4	13/32	1	9/16	113/16	1.80	•
341N-4	3/8	3/4	5/8	625T-12	1 1/2	1/2	1 1/4	3/4	2 1/4	2.20	•

## Nipple Type Cascade Heads (for Brass Tubes)

- For use with Standard Brass Tubes
- All dimensions same as above for corresponding catalog number.
- Use Brass Tubes or alternate High Flow Stainless Tubes on page 11.




Catalog Number	Tube Thread Size	Standard Brass Tube	Alternate High Flow Tubes	Stock Item
16H				•
186H	10-32	187T-	HF125T-JHF093T-	•
181H				•
146H				•
146H-4	1/4-28	250T-	HF187T-JHF125T-	•
141H				•
141H-4				•
381H	5/16-24	312T-	HF250T-JHF187T-	•
381H-4				•
121H-4	7/16-20	437T-	HF375T-JHF312T-	•
341H-4	5/8-18	625T-	—	•

Order tubes for these heads on page 10-11.

## Nipple Type Cascade Heads (for High Flow Tubes)

- Nipple Type Heads for use with HIGH FLOW STAINLESS TUBES
- All dimensions same as above except for tube thread size.
- Use High Flow Stainless Tubes on page 10.




*Increase Flow up to 60%*

Catalog Number	Tube Thread Size	Standard Tube	Alternate Tube	Stock Item
16H-HFT				•
186H-HFT	1/4-28	HF187T-	JHF125T-	•
181H-HFT				•
146H-HFT				•
146H-4-HFT	5/16-24	HF250T-	JHF187T-	•
141H-HFT				•
141H-4-HFT				•
381H-HFT	3/8-24	HF312T-	JHF250T-	•
381H-4-HFT				•
121H-4-HFT	1/2-20	HF437T-	JHF375T-	•

Order tubes for these heads on page 10.

# Hex-Key Cascade Assemblies

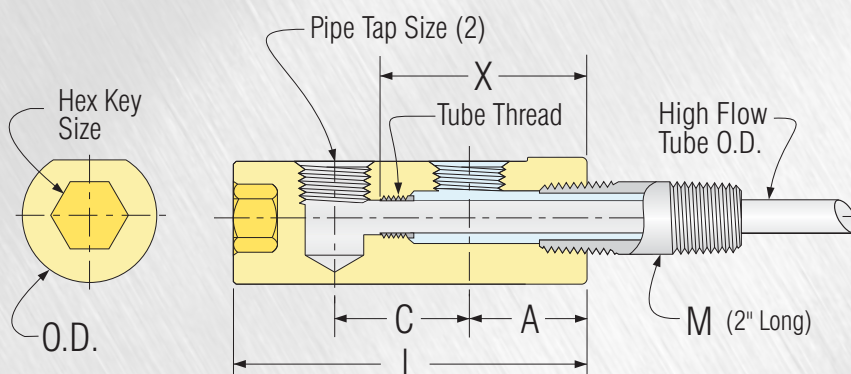
Heavy duty hex socket provides positive, easy installation and removal.



High Flow Tube Provides maximum flow rates

**HexKey** Cascades are round, and install with an Allen wrench. They may be installed with minimal clearance where space is limited.

- High flow design provides maximum cooling rates.
- Easy to install and remove.
- Assemblies include brass head, 12" High Flow Stainless tube, and 2" long stainless pipe nipple.



Catalog Number	Pipe Tap Size (NPT)	Mold Nipple (NPT) M	Tube Thread Size	High Flow Tube Included	L	C	A	Hex Key Size	Nominal Clearance Drill	Actual O.D.	Tube End Ref. X	Stock Item
E16N	1/16	1/16	10-32	HF125T-12	1.625	9/16	1/2	5/16	5/8	.610	.89	•
E16N-2	1/16				1.687	9/16	9/16	3/8	3/4	.735	.98	•
E186N	1/8	1/8	1/4-28	HF187T-12	1.875	11/16	9/16	3/8	7/8	.860	1.00	•
E181N	1/8				2.187	1	9/16	3/8	7/8	.860	1.20	•
E146N	1/8				2.187	11/16	13/16	1/2	1	.985	1.32	•
E146N-4	1/4				2.312	11/16	7/8	1/2	1	.985	1.38	•
E141N	1/8	1/4	5/16-24	HF250T-12	2.500	1	13/16	1/2	1	.985	1.33	•
E141N-4	1/4				2.625	1	7/8	1/2	1	.985	1.48	•
E381N-4	1/4	3/8	3/8-24	HF312T-12	2.625	1	7/8	1/2	1	.985	1.56	•
E121N-4	1/4	1/2	7/16-20	HF375T-12	2.812	1	1	1/2	1 1/4	1.235	1.73	•

See tube specifications on page 10.

## Hex-Key Cascade Heads Only

- Dimensions for these heads are shown above for corresponding catalog number.
- **HexKey** Cascade Heads use High Flow Stainless Tubes shown on page 10.
- Order Adjustable Brass Hex Nipples, or other pipe nipples on pages 24-25.




Catalog Number	Tube Thread Size	Standard High Flow Tube No.	Alternate High Flow Tube No.	Stock Item
E16H	10-32	HF125T-	JHF093T-	•
E16H-2				•
E186H	1/4-28	HF187T-	JHF125T-	•
E181H				•
E146H				•
E146H-4	5/16-24	HF250T-	JHF187T-	•
E141H				•
E141H-4				•
E381H-4	3/8-24	HF312T-	JHF250T-	•
E121H-4	7/16-20	HF375T-	JHF312T-	•

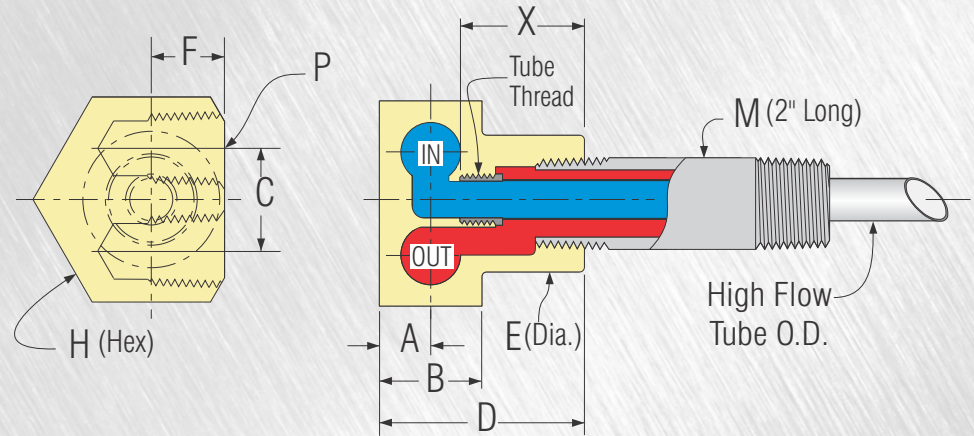
Order tubes for these heads on page 10.



# Compact Cascade Assemblies



Compact Cascades provide maximum cooling rates with improved design and High Flow Tubes.



- In/Out connections are positioned sideways for mounting in tight spaces or thin mold plates.
- Assemblies include brass head, 12" High Flow Stainless tube, and 2" long galvanized pipe nipple.

Catalog Number	Mold Nipple (NPT) M	In/Out Pipe (NPT) P	High Flow Tube Included	Tube Thread Size	Hex Size H	A	B	C	D	E	F	Tube End Ref. X	Stock Item
ET1816	1/8	1/16	HF187T-	1/4-28	1 5/16	7/32	7/16	1/2	1	5/8	.330	.60	•
ET1418	1/4	1/8	HF250T-	5/16-24	1 1/4	5/16	5/8	1 1/16	1 1/4	3/4	.410	.82	•
ET1414	1/4	1/4			1 1/2	3/8	3/4	3/4	1 1/2	7/8	.540	.90	•
ET3814	3/8	1/4	HF312T-	3/8-24	1 1/2	3/8	3/4	3/4	1 1/2	1	.540	.92	•
ET1214	1/2	1/4	HF375T-	7/16-20	1 3/4	3/8	3/4	1	1 3/4	1 3/16	.540	1.13	•
ET3438	3/4	3/8	HF500T-	9/16-18	2	7/16	7/8	1 1/8	1 7/8	1 3/8	.625	1.21	•

See tube specifications on page 10.

# Compact Cascade Heads Only

- All dimensions same as above for corresponding catalog number.
- Order Adjustable Hex Nipples, or other pipe nipples on pages 24-25.
- Order High Flow Tubes on page 10.




Catalog Number	Mold Nipple (NPT) M	In/Out Pipe (NPT) P	Tube Thread Size	Standard High Flow Tube No.	Alternate High Flow Tube No.	Stock Item
ET1816H	1/8	1/16	1/4-28	HF187T-	JHF125T-	•
ET1418H	1/4	1/8		HF250T-	JHF187T-	•
ET1414H	1/4	1/4	1/2-20	HF250T-	JHF187T-	•
ET3814H	3/8	1/4	3/8-24	HF312T-	JHF250T-	•
ET1214H	1/2	1/4	7/16-20	HF375T-	JHF312T-	•
ET3438H	3/4	3/8	9/16-18	HF500T-	JHF437T-	•

Order tubes for these heads on page 10.

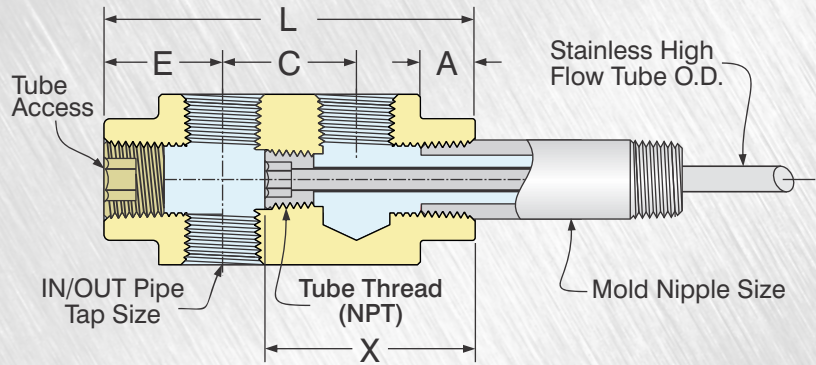


# Rear Load Nipple Type Cascade Assemblies

Rear Load Cascades allow access to the inner cooling tube from the end of the assembly



- Positive adjustment of inner tube at assembly
- High flow design for maximum cooling rates.
- 12" High Flow Stainless tube, 2" long Stainless Pipe Nipple, and 2 Brass Pipe Plugs included.



Catalog Number	IN/OUT Pipe Tap Size (NPT)	Mold Nipple Size (NPT)	High Flow Tube Included	High Flow Tube O.D.	Tube Thread (NPT)	End of Tube Ref. X	Hex Size	E	C	A	L	Tube Access Size (NPT)	Stock Item
16N-RL	1/16					.937	3/4	.500	5/8	9/32	1.625	1/8	•
186N-RL	1/8	1/8	PT16-187-12	3/16	1/16	1.080	7/8	.609	1 1/16	9/32	1.906	1/8	•
181N-RL	1/8					1.393	7/8	.609	1	9/32	2.218	1/8	•
141N-4-RL	1/4	1/4	PT18-250-12	1/4	1/8	1.437	1	.781	1	7/16	2.562	1/4	•
381N-4-RL	1/4	3/8	PT14-312-12	5/16	1/4	1.500	1	.781	1	7/16	2.562	3/8	•

\*Choose from standard tubes below

## Rear Load Heads Only

- Dimensions are same as above for corresponding catalog number.
- 2 Brass Pipe Plugs Included.



Head Only Catalog Number	Piston Tube No.	Tube Thread (NPT)	Tube O.D.	Tube I.D.	— Overall Length "L" —				
					12"	24"	36"	48"	Lengths to 10 ft.
16H-RL 186H-RL 181H-RL	PT16-072-	1/16 NPT	.072	.060	•	•	•	•	•
	PT16-093-		.090	.076	•	•	•	•	•
	PT16-125-		.125	.109	•	•	•	•	•
	PT16-187-		.187	.167	•	•	•	•	•
141H-4-RL	PT18-125-	1/8 NPT	.125	.109	•	•	•	•	•
	PT18-187-		.187	.167	•	•	•	•	•
	PT18-250-		.250	.230	•	•	•	•	•
381H-4-RL	PT14-187-	1/4 NPT	.187	.167	•	•	•	•	•
	PT14-250-		.250	.230	•	•	•	•	•
	PT14-312-		.312	.288	•	•	•	•	•



# Rear Load Quick-Coupler Cascade Assemblies

Rear Load Cascades allow access to the inner cooling tube, even while the assembly is installed

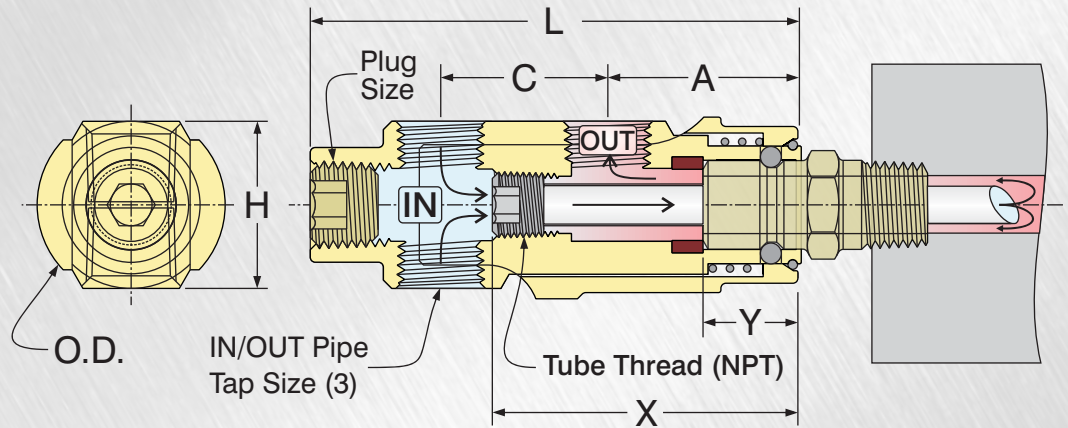
Install High Flow Piston Tube from this end

Mold Nipple Connection

Stainless High Flow Piston Tube for maximum cooling

Heavy duty quick coupling fits standard mold connections

- Can be installed and removed without disconnecting coolant lines.
- Easy adjustment of inner tube at assembly
- Viton Seals standard.
- High flow design provides maximum cooling rates.
- 12" High Flow Stainless tube, and Brass Pipe Plugs included.



Catalog Number	In/Out Pipe Size (NPT)	Connector Series	End of Connector Ref. Y	High Flow Tube Included (more options avail. below)	End of Tube Ref. X	Tube Thread (NPT)	L	C	A	H	O.D.	Plug Size (NPT)
SC186N-RL	1/8	200	.370	PT16-187-12*	1.45	1/16 NPT	2.187	1 1/16	3 1/32	1 3/16	7/8	1/8
SC181N-RL					1.54		2.500					
SC141N-4-RL	1/4	300	.590	PT18-250-12*	1.89	1/8 NPT	2.937	1	1 5/32	1	1 1/8	1/4
SC121N-4-RL	1/4	500	.730	PT38-437-12*	2.25	3/8 NPT	3.687	1 1/4	1 3/8	1 1/4	1 3/8	1/2
SC121N-6-RL	3/8											

See tube specifications on page 10.

\*Choose from any tube below

## Rear Load Heads Only

- Dimensions are same as above for corresponding catalog number.
- Brass Pipe Plugs Included.




Head Only Catalog Number	Choose High Flow Tube No.	Tube Thread (NPT)	Tube O.D.	Tube I.D.	Overall Length "L"				
					12"	24"	36"	48"	Lengths to 10 ft.
SC186H-RL SC181H-RL	PT16-072-	1/16 NPT	.072	.060	•	•	•	•	•
	PT16-093-		.090	.076	•	•	•	•	•
	PT16-125-		.125	.109	•	•	•	•	•
	PT16-187-		.187	.167	•	•	•	•	•
SC141H-4-RL	PT18-125-	1/8 NPT	.125	.109	•	•	•	•	•
	PT18-187-		.187	.167	•	•	•	•	•
	PT18-250-		.250	.230	•	•	•	•	•
SC121H-4-RL SC121H-6-RL	PT38-312-	3/8 NPT	.312	.288	•	•	•	•	•
	PT38-375-		.365	.340	•	•	•	•	•
	PT38-437-		.427	.397	•	•	•	•	•

Order other tubes for these heads on page 10.

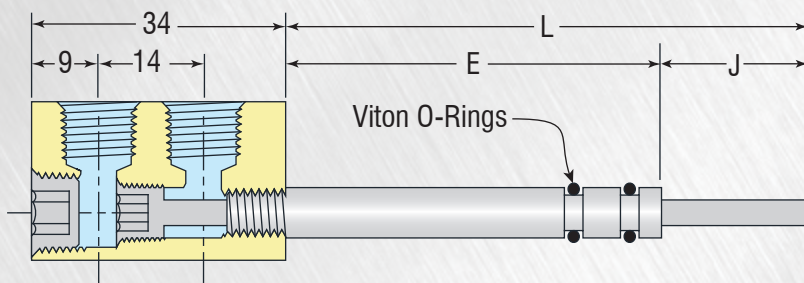


# Jet Cool Cascade Assemblies - O-Ring Type

CASCADES

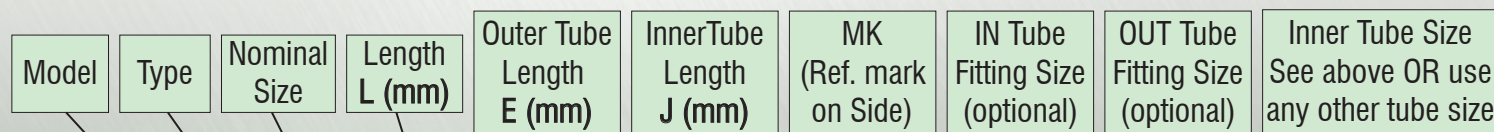


- 1/8-28 BSPT standard IN/OUT ports. Other port sizes available
- Specify L, E, and J lengths
- Other tube sizes available
- 4mm and 6mm tube fittings available (for BSPT ports)

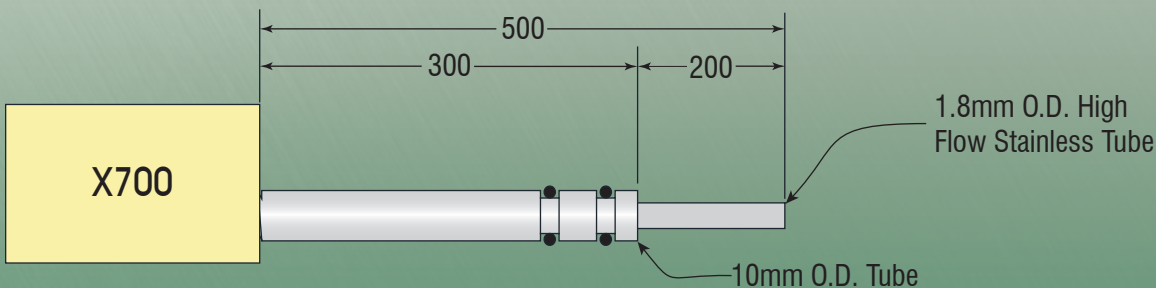


Model	Type	Nominal	Head	Outer Tube				Inner Tube	
			In/Out	O.D.	I.D.	O-Ring Used	O-Ring Diameter	Outer Diameter	Inner Diameter
JC	RO	06	Rc 1/8	6.0	3.0	S4	6.3	1.27	1.07
								1.83	1.52
		08		8.0	4.0	S6	8.2	1.83	1.52
								2.29	1.93
		10		10	5.0	P7	10.0	1.83	1.52
								2.29	1.93
					2.77	2.41			

## Part Number Example



JC-RO-10-L500-E300-J200-MKX700-4mmIN-6mmOUT-M1.8





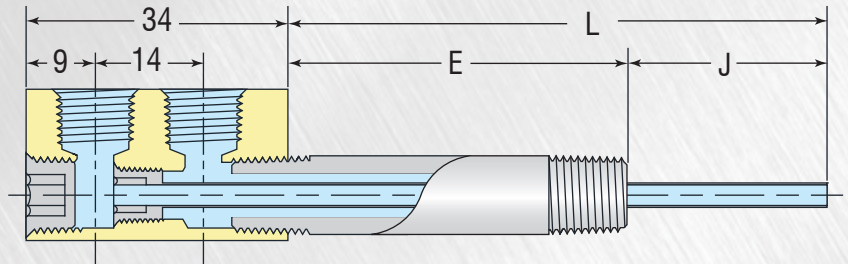
# Jet Cool Cascade Assemblies - Threaded Type

1/8" BSPT Ports

- 1/8-28 BSPT standard IN/OUT ports.  
Other port sizes available
- Specify L, E, and J lengths
- Other tube sizes available.  
Call for alternatives.

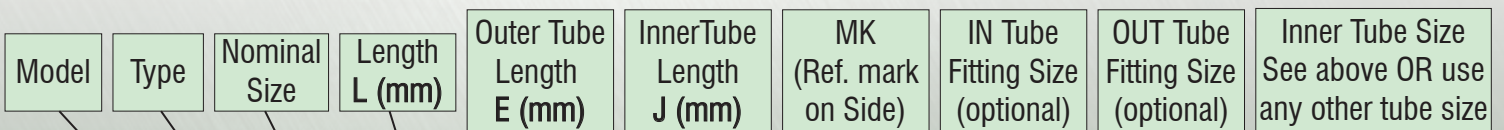
Stainless Steel Outer Tube

High Flow Stainless Tube

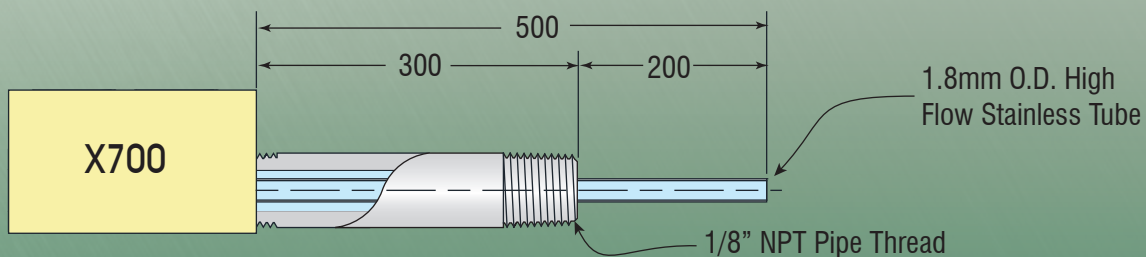


Model	Type	Nominal Size	Head IN/OUT threads	Mold Nipple Thread	Outer Tube		Inner Tube	
					O.D. (mm)	I.D. (mm)	O.D. (mm)	I.D. (mm)
JC	RM	04	Rc 1/8 (1/8" BSPT)	M4 x .75	4.0	2.0	1.27	1.07
				M6 x 1	6.0	3.0	1.27	1.07
		06		1/16" NPT	8.0	5.0	1.83	1.52
				1/8" NPT	10	7.0	1.83	1.52
		08		1/16" NPT	8.0	5.0	2.29	1.93
				1/8" NPT	10	7.0	1.83	1.52
		10		1/16" NPT	8.0	5.0	2.29	1.93
				1/8" NPT	10	7.0	2.77	2.41

## Part Number Example

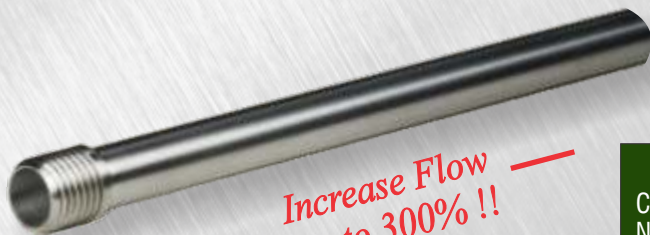


JC-RM-10-L500-E300-J200-MKX700-4mmIN-6mmOUT-M1.8






# High-Flow Stainless Tubes



*Increase Flow  
up to 300% !!*




Catalog Number	Thread Size	Tube O.D.	Tube I.D.	Thread Length		Overall Length "L"				
				H	A	12"	18"	24"	36"	Lengths to 10 ft.
HF072T-	5-44	.072	.060	.125	.140	•	•	•	•	•
JHF072T-	10-32			.156	.203	•	•	•	•	•
HF093T-	5-44	.090	.076	.125	.140	•	•	•	•	•
JHF093T-	10-32			.156	.203	•	•	•	•	•
HF125T-	10-32	.125	.109	.156	.203	•	•	•	•	•
JHF125T-	1/4-28			.203	.255	•	•	•	•	•
HF187T-	1/4-28	.187	.167	.203	.255	•	•	•	•	•
JHF187T-	5/16-24			.235	.290	•	•	•	•	•
HF250T-	5/16-24	.250	.230	.235	.290	•	•	•	•	•
JHF250T-	3/8-24			.296	.359	•	•	•	•	•
HF312T-	3/8-24	.312	.288	.296	.359	•	•	•	•	•
JHF312T-	7/16-20			.359	.437	•	•	•	•	•
HF375T-	7/16-20	.365	.340	.359	.437	•	•	•	•	•
JHF375T-	1/2-20			.421	.500	•	•	•	•	•
HF437T-	1/2-20	.427	.397	.421	.500	•	•	•	•	•
JHF437T-	9/16-18			.421	.500	•	•	•	•	•
HF500T-	9/16-18	.500	.444	.421	.531	•	•	•	•	•
JHF500T-	5/8-18			.421	.531	•	•	•	•	•

STOCK ITEM

To order, specify Catalog Number and Overall Length. Example: HF250T-18

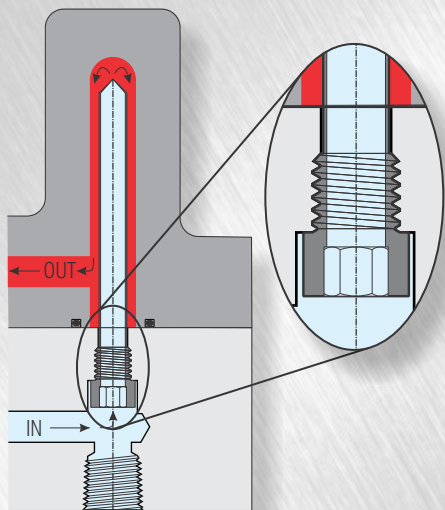

# R-Style High-Flow Tubes

- All stainless construction for high strength and durability.
- We stock over 150 sizes of thin wall stainless tube. (See adjacent page)
- We build stepped tube assemblies and custom threaded tubes to your print.



Threads to shoulder positive positioning

Hex wrench installation



*Can install from alternate locations, even after plates are assembled, for easier maintenance, and quicker inspections.*

Catalog Number	Thread Size	Tube O.D.	Tube I.D.	Wrench Size	Head		Dia. D	Overall Length L			
					Height H	Length A		12"	18"	24"	36"
R072T-	5-44	.072	.060	1/8	.156	.312	.182	•	•	•	•
JR072T-	10-32			1/8	.187	.406	.245	•	•	•	•
R090T-	5-44	.090	.076	1/8	.156	.312	.182	•	•	•	•
JR090T-	10-32			1/8	.187	.406	.245	•	•	•	•
R125T-	10-32	.125	.109	5/32	.187	.406	.245	•	•	•	•
JR125T-	1/4-28			5/32	.187	.406	.307	•	•	•	•
R187T-	1/4-28	.187	.167	3/16	.250	.500	.307	•	•	•	•
JR187T-	5/16-24			1/4	.281	.562	.370	•	•	•	•
R250T-	5/16-24	.250	.230	1/4	.281	.562	.370	•	•	•	•
JR250T-	3/8-24			5/16	.312	.625	.495	•	•	•	•
R312T-	3/8-24	.312	.288	5/16	.312	.625	.495	•	•	•	•
JR312T-	1/2-20			3/8	.375	.750	.620	•	•	•	•

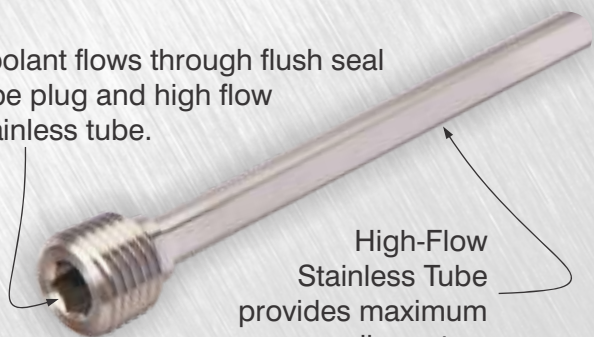
STOCK ITEM

To order, specify Catalog Number and Overall Length. Example: R250T-18



# Pipe Plug Style High-Flow Tubes

Coolant flows through flush seal pipe plug and high flow stainless tube.



High-Flow Stainless Tube provides maximum cooling rates.

- All stainless steel construction provides high strength and reliable performance.
- Stainless flush-seal pipe plug standard. Other sizes and materials are available.

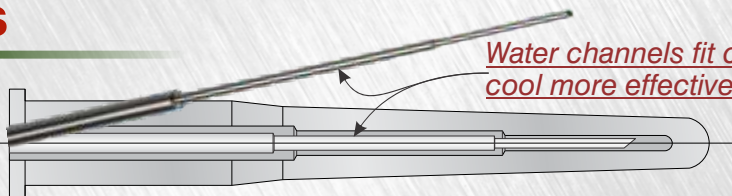
Catalog Number	Pipe Size (NPT)	Wrench Size	Tube O.D.	Tube I.D.	— Overall Length "L" —				
					12"	24"	36"	48"	Lengths to 10 ft.
PT16-072-	1/16	5/32	.072	.060	•	•	•	•	•
PT16-093-			.090	.076	•	•	•	•	•
PT16-109-			.109	.095	•	•	•	•	•
PT16-125-			.125	.109	•	•	•	•	•
PT16-187-			.187	.167	•	•	•	•	•
PT18-125-	1/8	3/16	.125	.109	•	•	•	•	•
PT18-187-			.187	.167	•	•	•	•	•
PT18-250-		1/4	.250	.230	•	•	•	•	•
PT14-187-	1/4	1/4	.187	.167	•	•	•	•	•
PT14-250-			.250	.230	•	•	•	•	•
PT14-312-		5/16	.312	.288	•	•	•	•	•
PT38-312-	3/8	5/16	.312	.288	•	•	•	•	•
PT38-375-			.365	.340	•	•	•	•	•
PT38-437-		3/8	.427	.397	•	•	•	•	•
PT12-375-	1/2	3/8	.365	.340	•	•	•	•	•
PT12-437-			.427	.397	•	•	•	•	•
PT12-500-		1/2	.500	.444	•	•	•	•	•
PT34-437-	3/4	9/16	.427	.397	•	•	•	•	•
PT34-500-			.500	.444	•	•	•	•	•
PT34-625-			.625	.569	•	•	•	•	•

STOCK ITEM

To order, specify Catalog Number & Overall Length. Example: PT14-250-12

# Custom High-Flow Tubes

- We can manufacture all types of cooling tubes from our extensive stock of high flow stainless tubing.
- Tubing is type 304 stainless steel, full hard.



*Water channels fit closely cool more effectively.*

Gage Size	O.D.	I.D.
3RW	.259	.219
3TW	.259	.229
3XT	.259	.239
4RW	.238	.198
4TW	.238	.208
4XT	.238	.218
5RW	.219	.189
5TW	.219	.199
5XT	.219	.205
6RW	.203	.173
6TW	.203	.183
6X	.203	.189
7RW	.180	.150
7TW	.180	.160
7X	.180	.166
8RW	.165	.135
8TW	.165	.145

Gage Size	O.D.	I.D.
8XX	.165	.150
9RW	.148	.118
9TW	.148	.128
9XX	.148	.135
10RW	.134	.106
10TW	.134	.114
10XT	.134	.118
11RW	.120	.094
11TW	.120	.100
11X	.120	.106
12RW	.109	.085
12TW	.109	.091
12XT	.109	.095
13RW	.095	.071
13TW	.095	.077
13X	.095	.085
14RW	.083	.063

Gage Size	O.D.	I.D.
14TW	.083	.067
14XT	.083	.072
15RW	.072	.054
15TW	.072	.060
15XTS	.072	.063
16RW	.065	.047
16TW	.065	.053
16XT	.065	.055
17RW	.058	.042
17TW	.058	.048
17XT	.058	.050
18RW	.050	.033
18TW	.050	.038
18XT	.050	.042
19RW	.042	.027
19TW	.042	.032
19XT	.042	.035

Gage Size	O.D.	I.D.
20RW	.0355	.0235
20TW	.0355	.0255
20XT	.0355	.0275
21RW	.032	.020
21TW	.032	.023
21XT	.032	.025
22RW	.028	.016
22TW	.028	.020
22XTS	.028	.021
23RW	.025	.013
23TW	.025	.017
23XX	.025	.020
24RW	.022	.012
24TW	.022	.014
24XX	.022	.016
25RW	.020	.010
25TW	.020	.012

Gage Size	O.D.	I.D.
25XX	.020	.016
26RW	.018	.010
26TW	.018	.012
26XV	.018	.0135
27RW	.016	.008
27TW	.016	.010
27XV	.016	.0115
28RW	.014	.007
28TW	.014	.009
28XV	.014	.0105
29RW	.013	.007
30RW	.012	.006
31RW	.010	.005
32RW	.009	.004
33RW	.008	.004
34RW	.007	.003
35RW	.005	.002

# Standard Brass Tubes



- Tubes 18" and longer have both ends threaded.
- Half-hard temper for reliable performance.
- Also available in Stainless Steel.
- Bulk tube available.

Catalog Number	Thread Size	Thread Length	Tube O.D.	Tube I.D.	— Overall Length "L" —			
					12"	18"	24"	36"
125T-	5-44	3/16	.125	.061	•	•	•	•
187T-	10-32	3/16	.187	.123	•	•	•	•
250T-	1/4-28	1/4	.250	.170	•	•	•	•
312T-	5/16-24	5/16	.312	.210	•	•	•	•
375T-	3/8-24	3/8	.375	.273	•	•	•	•
437T-	7/16-20	7/16	.437	.307	•	•	•	•
625T-	5/8-18	5/8	.625	.495	•	•	•	•

To order, specify Catalog Number and Overall Length. Example: 250T-18

STOCK ITEM



# NPT Straight Plug Baffles



Patent #7,159,837

Catalog Number	Overall Length (In.)	Plug Size (NPT)	Blade Width (-.005) (-.010)	Drill Dia.	Blade Thickness	Stock Item
SB16 X 4	4					•
SB16 X 8	8	1/16-27	1/4	1/4	.057	•
SB16 X 12	12					•
SB18 X 4	4					•
SB18 X 8	8	1/8-27	5/16	5/16	.057	•
SB18 X 12	12					•
SB14 X 5	5					•
SB14 X 10	10	1/4-18	7/16	7/16	.085	•
SB14 X 15	15					•
SB38 X 6	6					•
SB38 X 12	12	3/8-18	9/16	9/16	.093	•
SB38 X 18	18					•
SB12 X 8	8					•
SB12 X 16	16	1/2-14	1 1/16	1 1/16	.093	•
SB34 X 12	12					•
SB34 X 20	20	3/4-14	1 5/16	1 5/16	.093	•
SB1 X 16	16					•
SB1 X 24	24	1-11 1/2	1 1/8	1 1/8	.093	•
SB114 X 16	16					•
SB114 X 24	24	1 1/4-11 1/2	1 31/64	1 31/64	.093	•

Extra deep socket is stronger, and will not strip out.


Solid brass solderless joint for 300% more wrenching power

- Flush-seal type (7/8 taper) brass pipe plugs standard. Alloy, stainless, and oversize (3/4 taper) plugs available.
- 3/4" NPT Brass Plug Baffles for use with 29/32" tap drill are available from stock.

Longer length Blade Baffles are available from stock.

BLADE BAFFLES

# NPT Turbo Plug Baffles

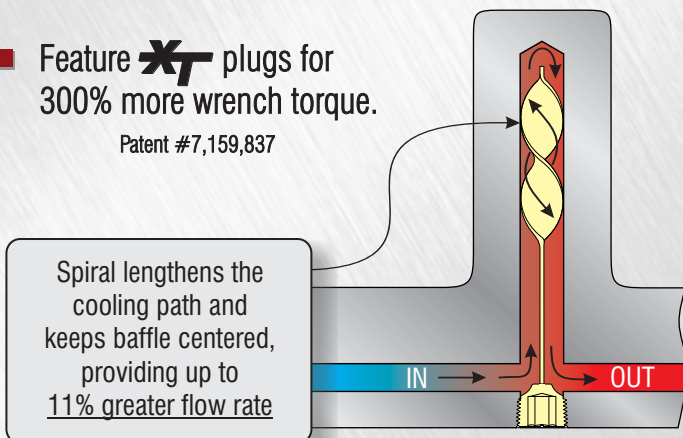


- Feature  plugs for 300% more wrench torque.

Patent #7,159,837

Catalog Number	Overall Length (In.)	Straight Length S	Plug Size (NPT)	Blade Width (-.005) (-.010)	Drill Dia.	Blade Thickness	Stock Item
TB16 X 4	4	2					•
TB16 X 8	8	4	1/16-27	1/4	1/4	.057	•
TB16 X 12	12	6					•
TB18 X 4	4	2					•
TB18 X 8	8	4	1/8-27	5/16	5/16	.057	•
TB18 X 12	12	6					•
TB14 X 5	5	2					•
TB14 X 10	10	4	1/4-18	7/16	7/16	.085	•
TB14 X 15	15	6					•
TB38 X 6	6	2					•
TB38 X 12	12	4	3/8-18	9/16	9/16	.093	•
TB38 X 18	18	6					•
TB12 X 8	8	3					•
TB12 X 16	16	5	1/2-14	1 1/16	1 1/16	.093	•
TB34 X 12	12	4					•
TB34 X 20	20	6	3/4-14	1 5/16	1 5/16	.093	•
TB1 X 16	16	5					•
TB1 X 24	24	8	1-11 1/2	1 1/8	1 1/8	.093	•
TB114 X 16	16	5					•
TB114 X 24	24	8	1 1/4-11 1/2	1 31/64	1 31/64	.093	•

Longer length Blade Baffles are available from stock.



Spiral lengthens the cooling path and keeps baffle centered, providing up to 11% greater flow rate



# BSPT Blade Baffles (Straight)

Feature **X** plugs for 300% more wrench torque.

Patent #7,159,837



Catalog Number	Overall Length (In.)	Plug Size (BSPT)	Tap Drill Diameter	Blade Width (-.005) (-.010)	Blade Thickness	Stock Item
SB18 X 4 BSP	4					•
SB18 X 8 BSP	8	1/8-28	5/16	.312	.057	•
SB18 X 12 BSP	12					•
SB14 X 5 BSP	5					•
SB14 X 10 BSP	10	1/4-19	27/64	.421	.085	•
SB14 X 15 BSP	15					•
SB38 X 6 BSP	6					•
SB38 X 12 BSP	12	3/8-19	9/16	.562	.093	•
SB38 X 18 BSP	18					•
SB12 X 8 BSP	8	1/2-14	11/16	.687	.093	•
SB12 X 16 BSP	16					•
SB34 X 12 BSP	12					•
SB34 X 20 BSP	20	3/4-14	29/32	.906	.093	•
SB1 X 16 BSP	16					•
SB1 X 24 BSP	24	1-11	1 1/8	1.125	.093	•

- Threads are tapered, and will seal straight or tapered holes.
- Same day shipment on custom length baffles.
- BSPT Brass Plug Baffles for use with other tap drill sizes are available from stock.

# BSPT Blade Baffles (Turbo)



BSP Identification Ring

Catalog Number	Overall Length (In.)	Straight Length S	Plug Size (BSPT)	Tap Drill Diameter	Blade Width (-.005) (-.010)	Blade Thickness	Stock Item
TB18 X 4 BSP	4	2					•
TB18 X 8 BSP	8	4	1/8-28	5/16	.312	.057	•
TB18 X 12 BSP	12	6					•
TB14 X 5 BSP	5	2					•
TB14 X 10 BSP	10	4	1/4-19	27/64	.421	.085	•
TB14 X 15 BSP	15	6					•
TB38 X 6 BSP	6	2					•
TB38 X 12 BSP	12	4	3/8-19	9/16	.562	.093	•
TB38 X 18 BSP	18	6					•
TB12 X 8 BSP	8	3	1/2-14	11/16	.687	.093	•
TB12 X 16 BSP	16	5					•
TB34 X 12 BSP	12	4					•
TB34 X 20 BSP	20	6	3/4-14	29/32	.906	.093	•
TB1 X 16 BSP	16	5					•
TB1 X 24 BSP	24	8	1-11	1 1/8	1.125	.093	•

- Threads are tapered, and will seal straight or tapered holes.
- Same day shipment on custom length baffles.
- BSPT Brass Plug Baffles for use with other tap drill sizes are available from stock.

# Blade Material Only



- Held to exact tolerances to closely fit cooling channel diameters.
- Longer lengths available.

Catalog Number	Plug Size	Blade Width (-.005) (-.010)	Blade Thickness	Overall Length (Inches)	Stock Item
BM16	1/16	1/4	.057	36	•
BM18	1/8	5/16	.057	36	•
BM14	1/4	7/16	.085	36	•
BM38	3/8	9/16	.093	36	•
BM12	1/2	11/16	.093	36	•
BM34	3/4	15/16	.093	36	•
BM34-9	3/4	29/32	.093	36	•
BM1	1	1 1/8	.093	36	•

# NPT Pipe Plugs

- Finest quality - Made In USA.



- Std qty. 100 pcs. on sizes 1/16 - 3/8. No additional charge for partial boxes.
- Standard plugs are flush type (3/8 taper). Oversize (3/4 taper) also available from stock.

Catalog Number	Pipe Plug Material	Thread Size (NPT)										Stock Item
		1/16	1/8	1/4	3/8	1/2	3/4	1	1 1/4	1 1/2	2	
BF-	Brass	•	•	•	•	•	•	•	•	•	•	•
SF-	Alloy Steel	•	•	•	•	•	•	•	•	•	•	•
SSF-	Stainless	•	•	•	•	•	•	•	•	•	•	•


Pipe Size (NPT)	Plug Height H (in)
1/16-27	.250
1/8-27	.250
1/4-18	.406
3/8-18	.406
1/2-14	.531
3/4-14	.531
1-11 1/2	.656
1 1/2-11 1/2	.656
1 1/4-11 1/2	.656
2-11 1/2	.656


To order, specify Catalog Number and pipe size. Example: BF- 1/4

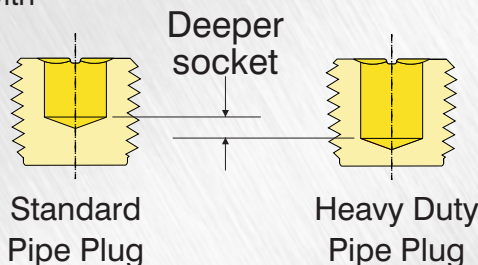
# Heavy Duty NPT Pipe Plugs

With Patented  Technology....

Extra deep socket is stronger, and will not strip out.



- Standard brass flush seal plugs with  forming technology for maximum wrenching torque.
- Extra deep socket can't "round out" when plugs are installed or removed.
- Order in any quantity



Catalog Number	Pipe Size (NPT)	Plug Height H (in)	Stock Item
XTBF- 1/16	1/16-27	.296	•
XTBF- 1/8	1/8-27	.312	•
XTBF- 1/4	1/4-18	.421	•
XTBF- 3/8	3/8-18	.484	•
XTBF- 1/2	1/2-14	.625	•
XTBF- 3/4	3/4-14	.625	•

# BSPT Pipe Plugs

- These plugs have BSPT(tapered) threads. They will seal BSPT or BSPP threaded holes.
- Made in USA to DIN 906 standard.
- Order in any quantity



Catalog Number	Material	Thread Size (BSPT)									Stock Item
		1/16	1/8	1/4	3/8	1/2	3/4	1	1 1/4		
BF-BSPT-	Brass	•	•	•	•	•	•	•	•	•	
SF-BSPT-	Steel	•	•	•	•	•	•	•	•	•	
SSF-BSPT-	Stainless	•	•	•	•	•	•	•	•	•	

Pipe Size (BSPT)	Plug Height H (mm)
1/16-28	8
1/8-28	8
1/4-19	10
3/8-19	10
1/2-14	10
3/4-14	13
1-11	14
1 1/4-11	16

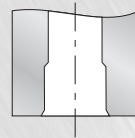
To order, specify Catalog Number and pipe size. Example: BF-BSPT- 1/4



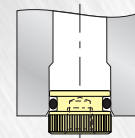
# Tap-In O-Ring Plugs

**NO THREADS,  
NO LEAKS**

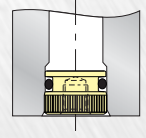
Removal Thread



Counterbore and countersink waterline.

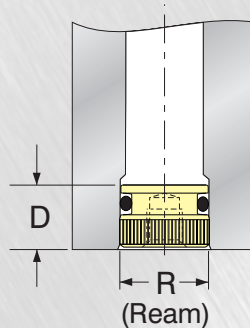


Position




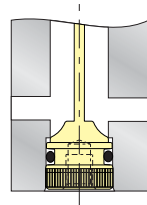
Tap flush.

- Eliminate expansion stresses of taper plugs.
- NO BACKUP required.
- Easy machining and installation - just tap in.
- Positive O-Ring seal to 200 PSI
- Viton Seal allows temps to 400° F.



Catalog Number	Nominal Pipe Size	C'bore Dia. (±.002) R	C'bore Depth (Min.) D	Removal Thread Size	Stock Item
TIP281	1/16	.281	.312	6-32	•
TIP375	1/8	.375	.312	10-32	•
TIP500	1/4	.500	.375	1/4-20	•
TIP625	3/8	.625	.437	5/16-18	•
TIP750	1/2	.750	.500	3/8-16	•

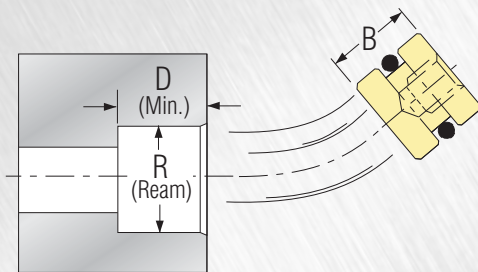
*Tap-In Blade Baffles also available.*



# Push-In O-Ring Plugs

- O-Ring Plugs are used when backed up by other mold inserts, holder block, etc.
- Available in Brass or Stainless Steel.
- Standard Buna O-ring provides seal to 210° F  
Viton O-rings and quad rings available.


Removal Thread



Brass Catalog Number	Stainless Catalog Number	Ream Size R (+.005)	B (+.000) (-.005)	Min. Depth D	Removal Thread Size	Brass	Stainless
OR-281	OR-281SS	.281	1/4	.250	6-32	•	•
OR-375	OR-375SS	.375	5/16	.312	10-32	•	•
OR-500	OR-500SS	.500	5/16	.312	10-32	•	•
OR-625	OR-625SS	.625	7/16	.437	1/4-20	•	•
OR-750	OR-750SS	.750	1/2	.500	1/4-20	•	•
OR-1000	OR-1000SS	1.000	5/8	.625	3/8-16	•	•
OR-1187	OR-1187SS	1.187	5/8	.625	3/8-16	•	•

# Threadless Diverting Plugs

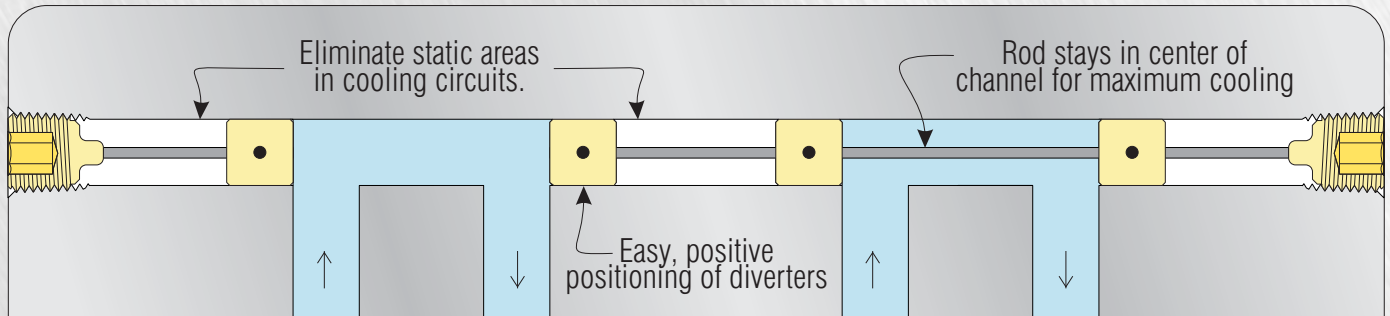

- Withstand pressures to 72 psi.
- Buna O-ring will seal rough or corroded holes.
- Available in sizes to fit standard or oversize cooling channels



Catalog Number	Drill Size	Nominal Pipe Size	Hex Size	Overall Length	Stock Item
BTP-10	11/32	1/8	5/64	.50	•
BTP-10-OS	23/64	1/8	5/64	.50	•
BTP-20	7/16	1/4	1/8	.56	•
BTP-20-OS	29/64	1/4	1/8	.56	•
BTP-40	9/16	3/8	1/8	.62	•
BTP-40-OS	37/64	3/8	1/8	.62	•
BTP-60	11/16	1/2	1/8	.62	•
BTP-60-OS	45/64	1/2	1/8	.62	•


# Pipe Plug Diverters

Pipe plug is pre-assembled to locating rod for positive installation and removal.



## Diverter Rods

- **No special tools required.**
- Simply lock diverters in position on the stainless rod, and install into the cooling channel.
- Rod stays in the center of the cooling channel, allowing maximum heat transfer to coolant.
- Choose the pipe size and length from the chart. Then choose diverters below. Longer length Diverter Rods are in stock.

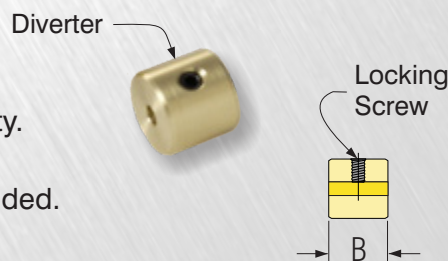


Diverter Rods are available with BSP threads from stock.  
Please see [www.custommold.com](http://www.custommold.com) for details.

Catalog Number	Pipe Size (NPT)	Overall Length (L)*	Rod Dia.	Use Diverter Number	Stock Item
DR-125	1/8	12	3/32	D-125	•
DR-250	1/4	18	1/8	D-250	•
DR-375	3/8	18	1/8	D-375	•
DR-500	1/2	24	3/16	D-500	•
DR-750	3/4	24	3/16	D-750	•
DR-1000	1	36	3/16	D-1000	•
DR-1250	1 1/4	36	1/4	D-1250	•

## Diverters

- Order in any quantity.
- Locking screw included.
- Special and metric sizes available.



Catalog Number	For Pipe Size (NPT)	Diverter O.D. (-.005)*	Diverter Length B	Fits Rod Dia.	Stock Item
D-125	1/8	.340	3/8	3/32	•
D-250	1/4	.432	7/16	1/8	•
D-375	3/8	.557	1/2	1/8	•
D-500	1/2	.682	3/4	3/16	•
D-750	3/4	.932	3/4	3/16	•
D-1000	1	1.115	3/4	3/16	•
D-1250	1 1/4	1.458	3/4	1/4	•



# Pipe Check

## PC-100

PC-100 simply determines the size of pipes from 1/16" to 1/2" NPT. Made entirely of heavy gauge aluminum, this model is perfect for the office, warehouse, or factory floor. Just turn the thread into the hole that fits to determine pipe size.

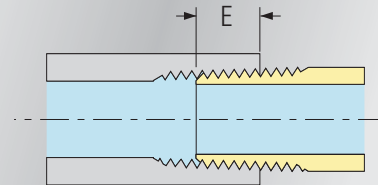


## Pipe Thread Data


Most ordering mistakes are caused by measuring the pipe size of the fitting or component incorrectly. The nominal size of any pipe does not in fact refer to either the outside diameter (O.D.) or the inside diameter (I.D.) of the pipe. The table lists standard pipe sizes along with the actual O.D. and I.D. for each size. Keep in mind that manufacturers may slightly modify these dimensions to strengthen or enhance the performance of a product.

Pipe Size (NPT)	Threads Per Inch	Outside Dia. of Pipe	Inside Diameter of Pipe	Tap Drill Size		
				Without Ream	With Ream	E
1/16	27	.312	.209	1/4	15/64	.250
1/8	27	.405	.269	11/32	21/64	.250
1/4	18	.540	.364	7/16	27/64	.300
3/8	18	.675	.493	9/16	9/16	.300
1/2	14	.840	.622	45/64	11/16	.420
3/4	14	1.050	.824	29/32	57/64	.545
1	11 1/2	1.315	1.049	1 9/64	1 1/8	.661
1 1/4	11 1/2	1.660	1.380	1 31/64	1 15/32	.681
1 1/2	11 1/2	1.900	1.610	1 23/32	1 45/64	.681
2	11 1/2	2.375	2.067	2 3/16	2 11/64	.697

Once the correct pipe size has been determined, the "E", dimension may be used to determine the length of the component required to assemble properly when fully tightened.



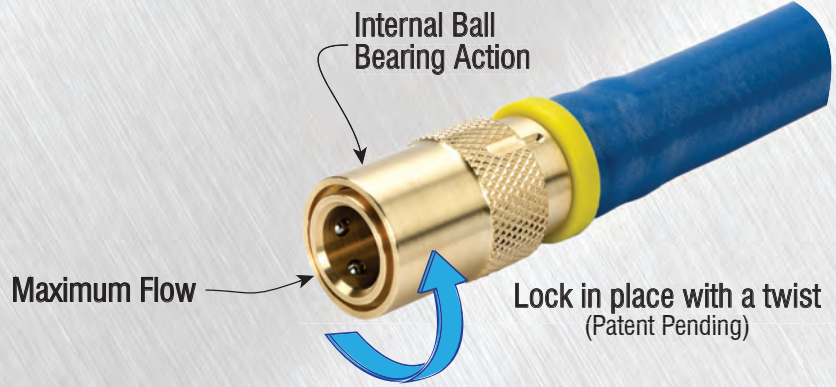
## Pipes shown actual size





# Couplers + PLUS

**Maximum Flow**  
**Twist-Lock Sleeve**  
**Safe & Secure**



## For Push-Lok Hose

- **No hose clamps required** when used with Push-Lok Hose



- Straight thru design for maximum flow rates

- Sleeve lock provides safety



- All brass and stainless steel construction

- Compatible with all mold connection systems



### 200 Series (1/4" Hole)

Catalog Number	Hose I.D.	Stock Item
CM-204-PL	1/4	•
CM-205-PL	5/16	•
CM-206-PL	3/8	•

### 200 Series (1/4" Hole)

Catalog Number	Hose I.D.	Stock Item
CM-224-PL	1/4	•
CM-225-PL	5/16	•
CM-226-PL	3/8	•

### 200 Series (1/4" Hole)

Catalog Number	Hose I.D.	Stock Item
CM-214-PL	1/4	•
CM-215-PL	5/16	•
CM-216-PL	3/8	•

### 300 Series (3/8" Hole)

Catalog Number	Hose I.D.	Stock Item
CM-306-PL	3/8	•
CM-308-PL	1/2	•

### 300 Series (3/8" Hole)

Catalog Number	Hose I.D.	Stock Item
CM-326-PL	3/8	•
CM-328-PL	1/2	•

### 300 Series (3/8" Hole)

Catalog Number	Hose I.D.	Stock Item
CM-316-PL	3/8	•
CM-318-PL	1/2	•

### 500 Series (1/2" Hole)

Catalog Number	Hose I.D.	Stock Item
CM-504-PL	1/2	•
CM-506-PL	3/4	•

### 500 Series (1/2" Hole)

Catalog Number	Hose I.D.	Stock Item
CM-524-PL	1/2	•
CM-526-PL	3/4	•

### 500 Series (1/2" Hole)

Catalog Number	Hose I.D.	Stock Item
CM-514-PL	1/2	•
CM-516-PL	3/4	•

## With Standard Barbs

- Use hose clamps with these couplers



- Straight thru design for maximum flow rates

- Sleeve lock provides safety



- All brass and stainless steel construction

- Compatible with all mold connection systems



### 200 Series (1/4" Hole)

Catalog Number	Hose I.D.	Stock Item
CM-204	1/4	•
CM-205	5/16	•
CM-206	3/8	•

### 200 Series (1/4" Hole)

Catalog Number	Hose I.D.	Stock Item
CM-224	1/4	•
CM-225	5/16	•
CM-226	3/8	•

### 200 Series (1/4" Hole)

Catalog Number	Hose I.D.	Stock Item
CM-214	1/4	•
CM-215	5/16	•
CM-216	3/8	•

### 300 Series (3/8" Hole)

Catalog Number	Hose I.D.	Stock Item
CM-306	3/8	•
CM-308	1/2	•

### 300 Series (3/8" Hole)

Catalog Number	Hose I.D.	Stock Item
CM-326	3/8	•
CM-328	1/2	•

### 300 Series (3/8" Hole)

Catalog Number	Hose I.D.	Stock Item
CM-316	3/8	•
CM-318	1/2	•

### 500 Series (1/2" Hole)

Catalog Number	Hose I.D.	Stock Item
CM-504	1/2	•
CM-506	3/4	•

### 500 Series (1/2" Hole)

Catalog Number	Hose I.D.	Stock Item
CM-524	1/2	•
CM-526	3/4	•

### 500 Series (1/2" Hole)

Catalog Number	Hose I.D.	Stock Item
CM-514	1/2	•
CM-516	3/4	•

## Bodies Only

- Flow-thru type
- Select pipe thread to suit your application



200 Series (1/4" Hole)		
Catalog Number	Thread Size	Stock Item
CMB-200	1/8	•
CMB-200-1/4	1/4	•

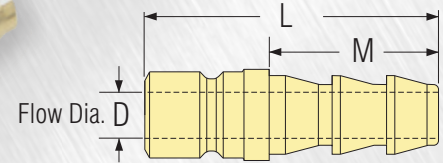
300 Series (3/8" Hole)		
Catalog Number	Thread Size	Stock Item
CMB-300	1/4	•
CMB-300-3/8	3/8	•

500 Series (1/2" Hole)		
Catalog Number	Thread Size	Stock Item
CMB-500	1/2	•



# Combination Hose Inserts

Eliminates multiple fittings and assembly. Put a Combination Hose Insert on one end of a hose, and a Coupler on the other. Hoses may then be snapped together in series.



- All flow diameters maximized to reduce restrictions.
- For use with Push-Lok or standard hose.

200 Series (1/4" Hole)					
Catalog Number	Hose I.D.	D	M	L	Stock Item
200-4	1/4	3/16	7/8	1 3/8	•
200-5	5/16	1/4	7/8	1 3/8	•
200-6	3/8	1/4	1 1/16	1 9/16	•
200-8	1/2	1/4	1 1/16	1 9/16	•

300 Series (3/8" Hole)					
Catalog Number	Hose I.D.	D	M	L	Stock Item
300-4	1/4	3/16	7/8	1 13/16	•
300-5	5/16	1/4	7/8	1 13/16	•
300-6	3/8	9/32	1 1/16	1 13/16	•
300-8	1/2	1 1/32	1 1/16	1 13/16	•

500 Series (1/2" Hole)					
Catalog Number	Hose I.D.	D	M	L	Stock Item
500-8	1/2	13/32	1 1/16	2	•
500-12	3/4	9/16	1 1/2	2 1/2	•

# Stop Plugs

- Stops coolant flow on hoses with flow-thru couplers.
- Prevents accidents by plugging unused hoses and manifold ports.
- Keeps couplers and seals clean when not in use.



200 Series (1/4" Hole)		
Catalog Number	Fits Socket Series No.	Stock Item
CP-200	200 (1/4" Hole)	•

300 Series (3/8" Hole)		
Catalog Number	Fits Socket Series No.	Stock Item
CP-300	300 (3/8" Hole)	•

500 Series (1/2" Hole)		
Catalog Number	Fits Socket Series No.	Stock Item
CP-500	500 (1/2" Hole)	•

# Connector Plugs

NPT or BSPT threads in stock

- MALE TYPE (brass)



NPT

BSPT

200 Series (1/4" Hole)				
Catalog Number	Pipe Thread	Flow Dia.	Stock Item	
250	1/16	3/16	•	
251	1/8	1/4	•	
252	1/4	1/4	•	
253	3/8	1/4	•	
251-BSP	1/8	1/4	•	
252-BSP	1/4	1/4	•	

300 Series (3/8" Hole)				
Catalog Number	Pipe Thread	Flow Dia.	Stock Item	
351	1/8	1/4	•	
352	1/4	3/8	•	
353	3/8	3/8	•	
354	1/2	3/8	•	
351-BSP	1/8	1/4	•	
352-BSP	1/4	3/8	•	
353-BSP	3/8	3/8	•	

500 Series (1/2" Hole)				
Catalog Number	Pipe Thread	Flow Dia.	Stock Item	
552	1/4	3/8	•	
553	3/8	1/2	•	
554	1/2	5/8	•	
556	3/4	5/8	•	
553-BSP	3/8	1/2	•	
554-BSP	1/2	5/8	•	

- FEMALE TYPE (zinc plated steel)



Catalog Number	Pipe Thread	Flow Dia.	Stock Item
250-F	Available in brass below.		
251-F	1/8	1/4	•
252-F	1/4	1/4	•
253-F	3/8	1/4	•

Catalog Number	Pipe Thread	Flow Dia.	Stock Item
351-F	Available in brass below.		
352-F	1/4	3/8	•
353-F	3/8	3/8	•
354-F	1/2	3/8	•

Catalog Number	Pipe Thread	Flow Dia.	Stock Item
Available in brass below.			

- FEMALE TYPE (brass)



NPT

BSPT

Catalog Number	Pipe Thread	Flow Dia.	Stock Item
250-FB	1/16	1/4	•
251-FB	1/8	1/4	•
252-FB	1/4	1/4	•
253-FB	3/8	1/4	•
251-FB-BSP	1/8	1/4	•
252-FB-BSP	1/4	1/4	•

Catalog Number	Pipe Thread	Flow Dia.	Stock Item
351-FB	1/8	1 1/32	•
352-FB	1/4	3/8	•
353-FB	3/8	3/8	•
354-FB	1/2	3/8	•
351-FB-BSP	1/8	1 1/32	•
352-FB-BSP	1/4	3/8	•
353-FB-BSP	3/8	3/8	•

Catalog Number	Pipe Thread	Flow Dia.	Stock Item
551-FB	1/8	1 1/32	•
552-FB	1/4	7/16	•
553-FB	3/8	9/16	•
554-FB	1/2	5/8	•
553-FB-BSP	3/8	9/16	•
554-FB-BSP	1/2	5/8	•



# Brass Extension Plugs

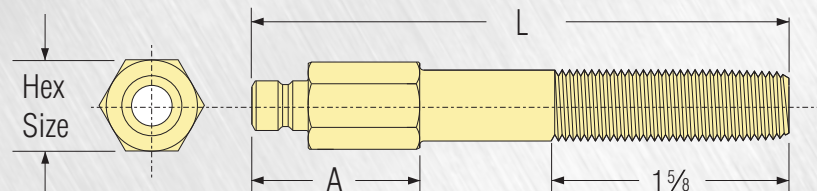

- All Custom Mold Extension Plugs have tapered pipe threads.

*Standard pipe thread systems require tapered external threads to seal in taper threaded holes*

- In stock from 1/16" thru 1/2" pipe, including BSPT pipe sizes.

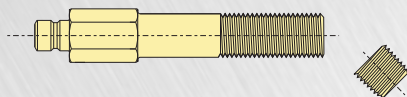
When length adjustments are required, simply cut to length. The straight, pre-cut threads on shank make re-tapering easy.

- Available in brass and stainless steel.
- NPT and BSPT available from stock.

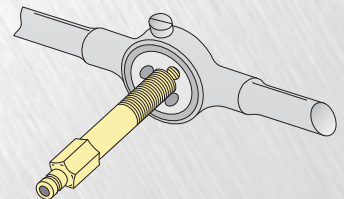


## Length Adjustments

1. When special length adjustments are required, simply cut piece to length and chamfer end.



2. Turn into standard pipe threading die to re-taper threads.



## Exact Length Extension Plugs

- Same quality extension plugs as above, threaded to any required length.
- Simply specify part number along with length required. eg: 352 x 3.187
- Available with pre-applied sealant.
- Order any quantity, same day shipment.



## BSPT & Stainless Extension Plugs

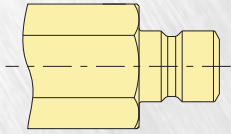
- BSP brass Extension Plugs IN STOCK.
- Many Stainless Extension Plugs IN STOCK.
- Available with pre-applied sealant.
- Order any quantity.





## 200 Series (1/4" Hole)

1/4" HOLE  
Actual Size



Catalog Number	L	Pipe Size	Hex Size	A	Stock Item
----------------	---	-----------	----------	---	------------

### 1/16" Pipe Extensions

250 x 2½	2½	1/16	3/8	11/16	•
250 x 4	4	1/16	3/8	13/16	•
250 x 5½	5½	1/16	3/8	13/16	•
250 x 7	7	1/16	3/8	13/16	•

### 1/8" Pipe Extensions

251 x 2½	2½	1/8	7/16	11/16	•
251 x 4	4	1/8	7/16	1	•
251 x 5½	5½	1/8	7/16	1	•
251 x 7	7	1/8	7/16	1	•
251 x 8½	8½	1/8	7/16	1	•
251 x 10	10	1/8	7/16	1	•
251 x 11½	11½	1/8	7/16	1	•
251 x 13	13	1/8	7/16	1	•

### 1/4" Pipe Extensions

252 x 2½	2½	1/4	9/16	7/8	•
252 x 4	4	1/4	9/16	11/4	•
252 x 5½	5½	1/4	9/16	11/4	•
252 x 7	7	1/4	9/16	11/4	•
252 x 8½	8½	1/4	9/16	11/4	•
252 x 10	10	1/4	9/16	11/4	•
252 x 11½	11½	1/4	9/16	11/4	•
252 x 13	13	1/4	9/16	11/4	•

### 3/8" Pipe Extensions

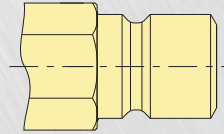
253 x 2½	2½	3/8	11/16	1	•
253 x 4	4	3/8	11/16	11/4	•
253 x 5½	5½	3/8	11/16	11/4	•
253 x 7	7	3/8	11/16	11/4	•
253 x 8½	8½	3/8	11/16	11/4	•
253 x 10	10	3/8	11/16	11/4	•
253 x 11½	11½	3/8	11/16	11/4	•
253 x 13	13	3/8	11/16	11/4	•

### 1/2" Pipe Extensions

Available on request

## 300 Series (3/8" Hole)

3/8" HOLE  
Actual Size



Catalog Number	L	Pipe Size	Hex Size	A	Stock Item
----------------	---	-----------	----------	---	------------

### 1/16" Pipe Extensions

350 x 2½	2½	1/16	9/16	7/8	•
350 x 4	4	1/16	9/16	1	•
350 x 5½	5½	1/16	9/16	1	•
350 x 7	7	1/16	9/16	1	•

### 1/8" Pipe Extensions

351 x 2½	2½	1/8	9/16	7/8	•
351 x 4	4	1/8	9/16	1	•
351 x 5½	5½	1/8	9/16	1	•
351 x 7	7	1/8	9/16	1	•
351 x 8½	8½	1/8	9/16	1	•
351 x 10	10	1/8	9/16	1	•
351 x 11½	11½	1/8	9/16	1	•
351 x 13	13	1/8	9/16	1	•

### 1/4" Pipe Extensions

352 x 2½	2½	1/4	9/16	7/8	•
352 x 4	4	1/4	9/16	11/4	•
352 x 5½	5½	1/4	9/16	11/4	•
352 x 7	7	1/4	9/16	11/4	•
352 x 8½	8½	1/4	9/16	11/4	•
352 x 10	10	1/4	9/16	11/4	•
352 x 11½	11½	1/4	9/16	11/4	•
352 x 13	13	1/4	9/16	11/4	•

### 3/8" Pipe Extensions

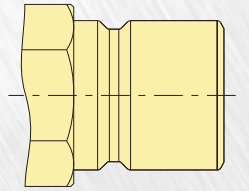
353 x 2½	2½	3/8	11/16	1	•
353 x 4	4	3/8	11/16	11/4	•
353 x 5½	5½	3/8	11/16	11/4	•
353 x 7	7	3/8	11/16	11/4	•
353 x 8½	8½	3/8	11/16	11/4	•
353 x 10	10	3/8	11/16	11/4	•
353 x 11½	11½	3/8	11/16	11/4	•
353 x 13	13	3/8	11/16	11/4	•

### 1/2" Pipe Extensions

354 x 2½	2½	1/2	7/8	11/8	•
354 x 4	4	1/2	7/8	11/2	•
354 x 5½	5½	1/2	7/8	11/2	•
354 x 7	7	1/2	7/8	11/2	•
354 x 8½	8½	1/2	7/8	11/2	•
354 x 10	10	1/2	7/8	11/2	•
354 x 11½	11½	1/2	7/8	11/2	•
354 x 13	13	1/2	7/8	11/2	•

## 500 Series (1/2" Hole)

1/2" HOLE  
Actual Size



Catalog Number	L	Pipe Size	Hex Size	A	Stock Item
----------------	---	-----------	----------	---	------------

### 1/16" Pipe Extensions

Available on request

### 1/8" Pipe Extensions

Available on request

### 1/4" Pipe Extensions

Available on request

### 3/8" Pipe Extensions


553 x 2½	2½	3/8	13/16	1 1/8	•
553 x 4	4	3/8	13/16	1 3/8	•
553 x 5½	5½	3/8	13/16	1 3/8	•
553 x 7	7	3/8	13/16	1 3/8	•
553 x 8½	8½	3/8	13/16	1 3/8	•
553 x 10	10	3/8	13/16	1 3/8	•
553 x 11½	11½	3/8	13/16	1 3/8	•
553 x 13	13	3/8	13/16	1 3/8	•

### 1/2" Pipe Extensions

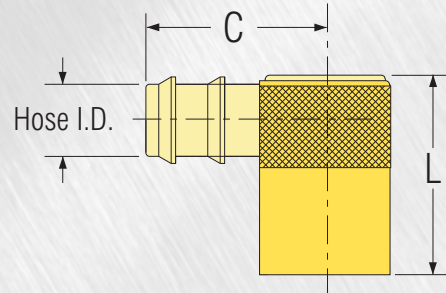
554 x 2½	2½	1/2	7/8	1 1/8	•
554 x 4	4	1/2	7/8	1 1/2	•
554 x 5½	5½	1/2	7/8	1 1/2	•
554 x 7	7	1/2	7/8	1 1/2	•
554 x 8½	8½	1/2	7/8	1 1/2	•
554 x 10	10	1/2	7/8	1 1/2	•
554 x 11½	11½	1/2	7/8	1 1/2	•
554 x 13	13	1/2	7/8	1 1/2	•

Custom Mold Brass Extension Plugs are available cut and re-threaded to any exact length for an additional charge of \$.50 ea. Order 100 or more pieces of one length, and exact length adjustment is free.

# Quick-Coupler Type Water Jumpers



Coupler sleeve twists to lock, preventing accidental disconnect.

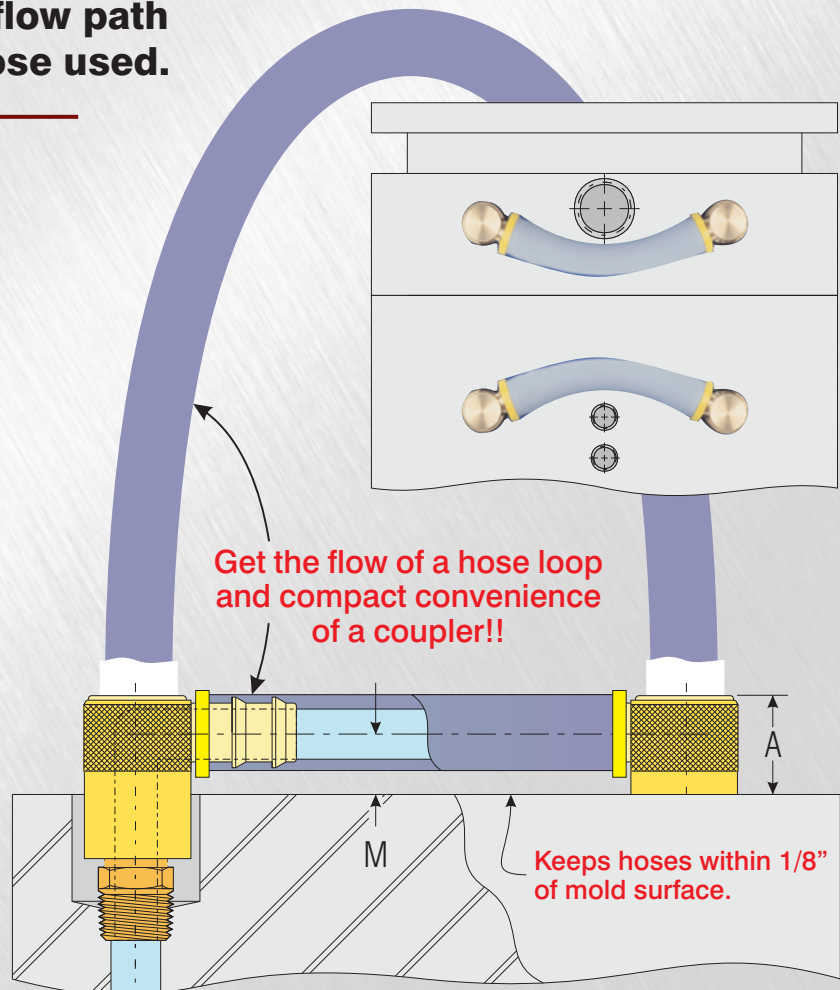


For use with Push-Lok hose, no hose clamps are required.

Catalog Number	Hose I.D.	Fits Plug Series No.	L	C	M	A	Stock Item
WJ200-4	1/4	200	1	1 1/4	3/8	5/8	•
WJ200-6	3/8						•
WJ300-6	3/8	300	1 7/16	1 9/16	1/2	7/8	•
WJ300-8	1/2						•
WJ500-8	1/2	500	2 1/8	2	7/8	1 5/16	•
WJ500-12	3/4						•

## Oversized and unrestricted flow path maintains *full flow rate* of hose used.

- Compact design neatly and safely holds cooling lines close to the mold surface.
- Exclusive Locking Sleeve prevents accidental disconnect and ensures proper installation.
- Unlimited installation options. Fits around obstacles, and installs in compact spaces.
- Viton Seals provide for temps up to 400°F.
- All brass and stainless steel construction.
- Compatible with all major mold connection systems.

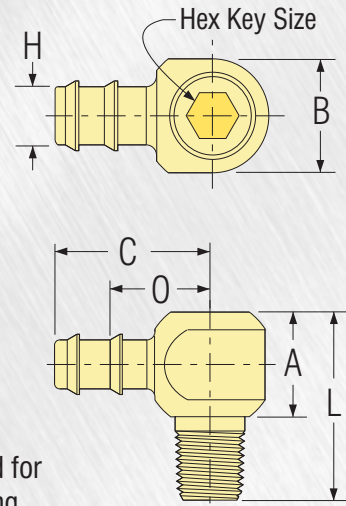





# Swivel Type Water Jumpers

- Can be fully recessed to prevent accidental disconnect or damage.
- Swivel body allows for installation in tight spaces.
- Eliminate crimped hoses and setup errors.
- Viton O-ring seals.
- All brass construction
- Easy hex key installation.
- Custom Length Water Jumpers available.

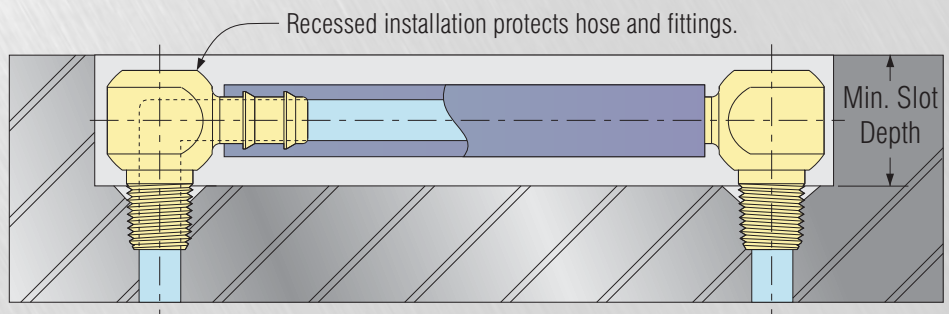
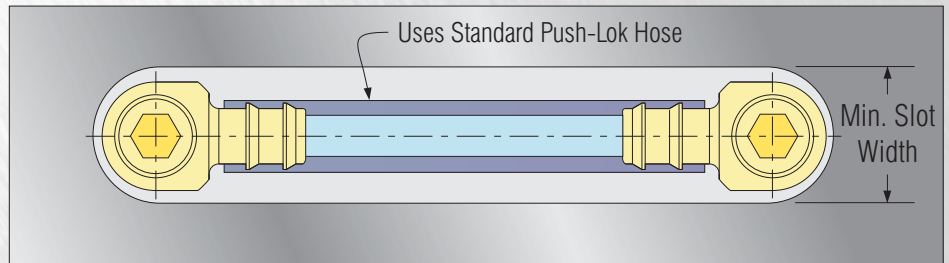
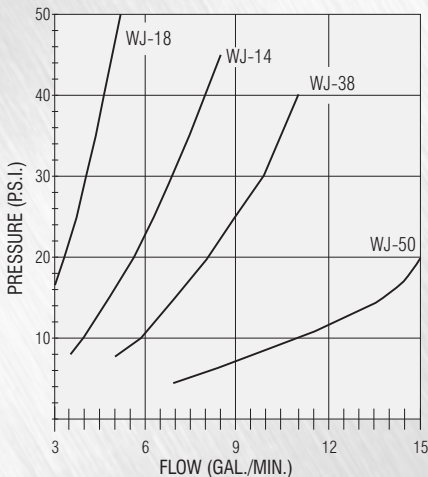
Heavy duty hex key socket allows maximum torque and positive removal.



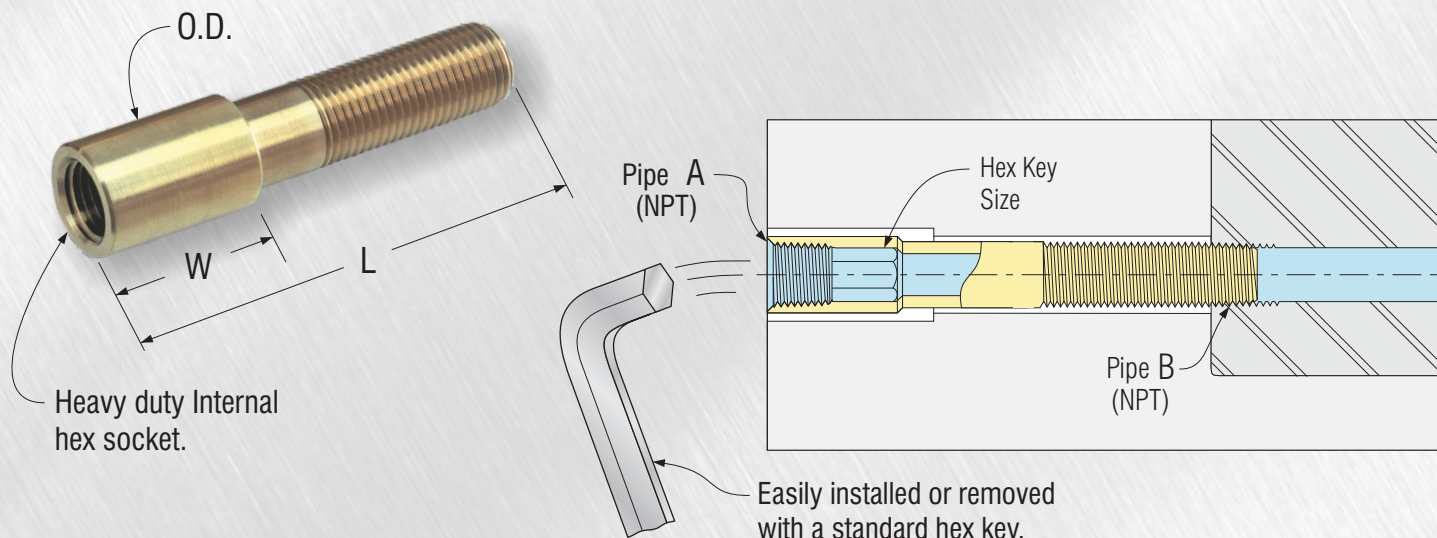
Adjustable thread for perfect positioning.

Catalog Number	Hose I.D. Size H	Pipe Size NPT	L	Hex Key Size	A	C	O	B	For Recessed Installation		Stock Item
									Min. Slot Width	Min. Slot Depth	
WJ18-S	5/16	1/8	1 3/16	3/16	1 1/16	1	5/8	.660	1 1/16	1	•
WJ18-M			2								•
WJ18-L			3 1/2								•
WJ14-S	3/8	1/4	1 7/16	1/4	1 3/16	25/32	.840	7/8	1 3/16	•	•
WJ14-M			2 3/8								•
WJ14-L			3 7/8								•
WJ38-S	1/2	3/8	1 5/8	5/16	1	1 3/8	1 5/16	.980	1	1 3/8	•
WJ38-M			2 5/8								•
WJ38-L			4 1/8								•
WJ50-S50	1/2	1/2	2	3/8	1 1/8	1 1/2	1 1/8	1.235	1 1/4	1 9/16	•
WJ50-M50			3								•
WJ50-L50			4 1/2								•
WJ50-S	3/4	1/2	2	3/8	1 1/8	1 1/2	1 1/8	1.235	1 1/4	1 9/16	•
WJ50-M			3								•
WJ50-L			4 1/2								•

Flow Data



# Hex Key Extension Pipes



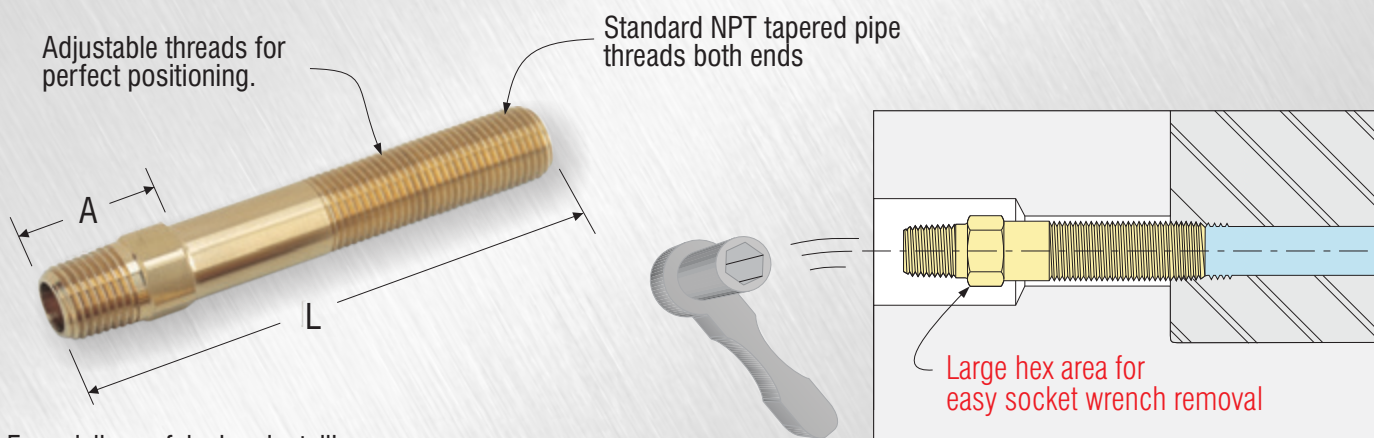
■ **HexKey** Extension Pipes are available in a wide variety of special lengths and threads.

■ Accurate length adjustments are easy with the Custom Mold adjustable thread system.

Catalog Number	Pipe Size A	Pipe Size B	W	O.D.	Hex Key Size	Overall Length "L"					Stock Item
						2½"	4"	5½"	7"	8½"	
EP18-	1/8	1/8	3/4	1/2	1/4	•	•	•	•	•	Stock Item
EP14-	1/4	1/4	1	11/16	3/8	•	•	•	•	•	
EP38-	3/8	3/8	1 1/4	13/16	1/2	•	•	•	•	•	
EP50-	1/2	1/2	1 1/2	1	9/16	•	•	•	•	•	

To order, specify Catalog Number and Overall Length. Example: EP14-2½

# Adjustable Hex Nipples



■ Especially useful when installing Cascade Heads, Hex Elbows, etc. Inside molds and slides.

■ Longer or special exact lengths available.

■ Also available in special thread combinations. (Including BSP)


Catalog Number	Pipe Size (NPT) A	Hex Size	Overall Length "L"								Stock Item	
			2½	4	5½	7	8½	10	11½	13		
APN16-	1/16	11/16	3/8	•	•	•	•	•	•	•	•	Stock Item
APN18-	1/8	3/4	7/16	•	•	•	•	•	•	•	•	
APN14-	1/4	7/8	9/16	•	•	•	•	•	•	•	•	
APN38-	3/8	1	11/16	•	•	•	•	•	•	•	•	
APN12-	1/2	1 3/8	7/8	•	•	•	•	•	•	•	•	

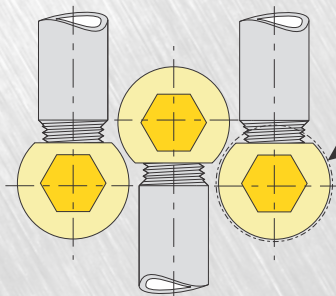

To Order, specify Catalog Number & Overall Length. Example: APN14-2½



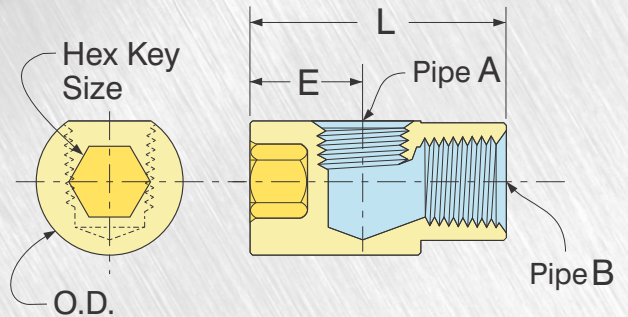


# Hex Key Elbows

 **HexKey** elbows install with an Allen wrench for positive assembly and removal.



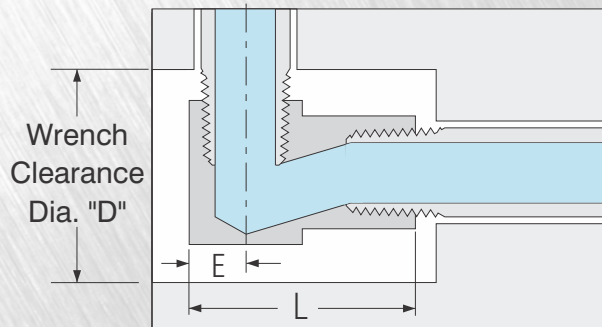

Compact, round design allows for close connections. (See Min. Clearance Dia.)



- Angular coolant path prevents fitting interference at assembly and guarantees full flow. (See Drawing)
- Requires smaller swing clearance than standard pipe elbows.
- Order Adjustable Pipe Nipples, or other pipe nipples on pages 24-25.

Catalog Number	Pipe Size A	Pipe Size B	L	E	O.D.	Min. Clearance Diameter	Hex Key Size	Stock Item
HKL16	1/16	1/16	1.125	.531	.552	9/16	1/4	•
HKL18	1/8	1/8	1.250	.580	.615	5/8	5/16	•
HKL1814	1/8	1/4	1.375	.593	.860	7/8	3/8	•
HKL14	1/4	1/4	1.500	.660	.860	7/8	3/8	•
HKL1438	1/4	3/8	1.625	.712	.985	1	1/2	•
HKL38	3/8	3/8	1.750	.780	.985	1	1/2	•
HKL50	1/2	1/2	2.125	.940	1.235	1 1/4	1/2	•

# Hex Elbows



- Available in brass or zinc plated steel.
- Easy socket wrench installation and removal.
- Angular flow path allows connecting fittings to be torqued tight without choking off flow.
- Requires much smaller clearance diameter than standard pipe elbows.
- Order Adjustable Pipe Nipples, or other pipe nipples on pages 24-25.

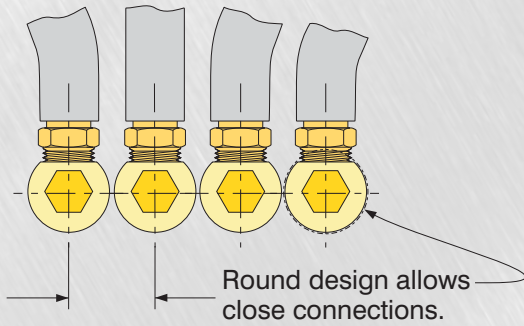
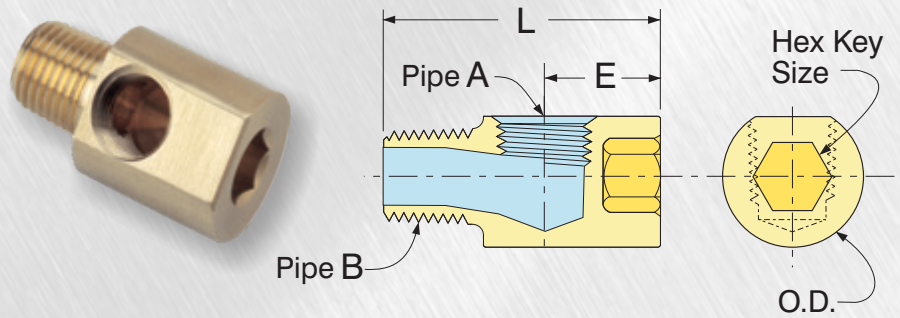
Steel Catalog Number	Brass Catalog Number	Pipe Size A	Pipe Size B	L	E	Wrench Clearance Dia. "D"	Hex Size	Steel	Brass
16S	16SB	1/16	1/16	13/16	7/32	1	9/16	•	•
18S	18SB	1/8	1/8	1	9/32	1 1/4	3/4	•	•
1814S	1814SB	1/8	1/4	1 1/8	9/32	1 1/4	3/4	•	•
14S	14SB	1/4	1/4	1 1/4	11/32	1 3/8	7/8	•	•
1438S	1438SB	1/4	3/8	1 3/8	11/32	1 3/8	7/8	•	•
38S	38SB	3/8	3/8	1 5/8	1/2	1 1/2	1	•	•
50S	50SB	1/2	1/2	1 7/8	9/16	1 7/8	1 1/4	•	•
75S	75SB	3/4	3/4	2 1/4	5/8	2 1/4	1 1/2	•	•

ELBOWS



# Hex Key Street EL's

- HexKey Street Elbows install with an Allen wrench for easy assembly in tight spaces.
- Angular flow path allows connecting fittings to be torqued tight without choking off flow.

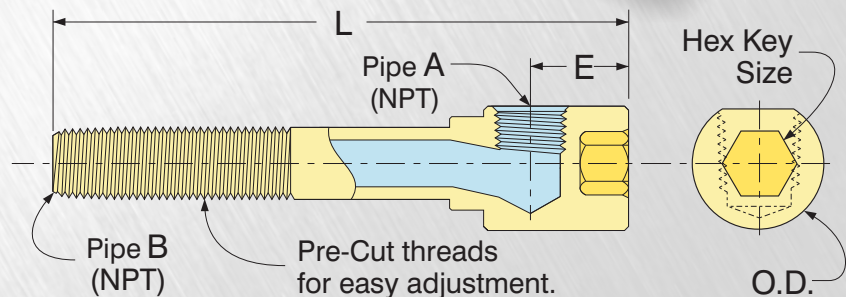


Catalog Number	Pipe Size A	Pipe Size B	L	E	O.D.	Min. Clearance Diameter	Hex Key Size	Stock Item
KL16	1/16	1/16	1.156	.531	.552	9/16	1/4	•
KL1618	1/16	1/8	1.218	.531	.615	5/8	5/16	•
KL18	1/8	1/8	1.312	.580	.615	5/8	5/16	•
KL1814	1/8	1/4	1.500	.593	.860	7/8	3/8	•
KL14	1/4	1/4	1.625	.660	.860	7/8	3/8	•
KL1438	1/4	3/8	1.625	.712	.985	1	1/2	•
KL38	3/8	3/8	1.750	.780	.985	1	1/2	•
KL50	1/2	1/2	2.250	.940	1.235	1 1/4	1/2	•

# Hex Key Extension Elbows

HexKey Extension Elbows are round, and install with an Allen wrench. Wrench clearance is not required, making these elbows ideal for use inside the mold, or anywhere space is limited.


- Angular flow path allows connecting pipe fittings to be torqued tight without choking off flow.
- Accurate length adjustments are easy with the patented Custom Mold thread system.

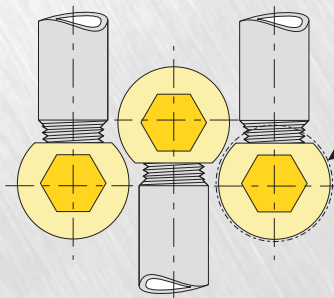



Catalog Number	Pipe Size A	Pipe Size B	E	O.D.	Min. Clearance Diameter	Hex Key Size	Overall Length "L"								STK ITEM		
							2 1/2"	4"	5 1/2"	7"	8 1/2"	10"	11 1/2"	13"			
EKL16-	1/16	1/16	.531	.552	9/16	1/4	•	•	•	•	•	•	•	•	•	•	•
EKL18-	1/8	1/8	.580	.615	5/8	5/16	•	•	•	•	•	•	•	•	•	•	•
EKL14-	1/4	1/4	.660	.860	7/8	3/8	•	•	•	•	•	•	•	•	•	•	•
EKL38-	3/8	3/8	.780	.985	1	1/2	•	•	•	•	•	•	•	•	•	•	•
EKL50-	1/2	1/2	.940	1.235	1 1/4	1/2	•	•	•	•	•	•	•	•	•	•	•

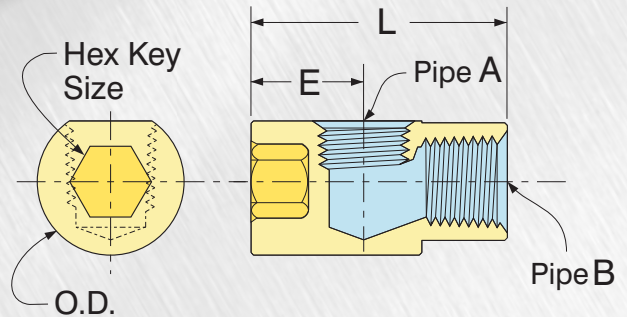
To Order, specify Catalog Number & Overall Length. Example: EKL14-2 1/2

# Hex Key Elbows

 **HexKey** elbows install with an Allen wrench for positive assembly and removal.



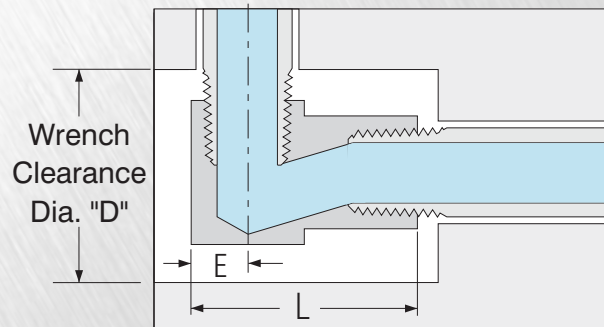

Compact, round design allows for close connections. (See Min. Clearance Dia.)



- Angular coolant path prevents fitting interference at assembly and guarantees full flow. (See Drawing)
- Requires smaller swing clearance than standard pipe elbows.
- Order Adjustable Pipe Nipples, or other pipe nipples on pages 24-25.

Catalog Number	Pipe Size A	Pipe Size B	L	E	O.D.	Min. Clearance Diameter	Hex Key Size	Stock Item
HKL16	1/16	1/16	1.125	.531	.552	9/16	1/4	•
HKL18	1/8	1/8	1.250	.580	.615	5/8	5/16	•
HKL1814	1/8	1/4	1.375	.593	.860	7/8	3/8	•
HKL14	1/4	1/4	1.500	.660	.860	7/8	3/8	•
HKL1438	1/4	3/8	1.625	.712	.985	1	1/2	•
HKL38	3/8	3/8	1.750	.780	.985	1	1/2	•
HKL50	1/2	1/2	2.125	.940	1.235	1 1/4	1/2	•

# Hex Elbows



- Available in brass or zinc plated steel.
- Easy socket wrench installation and removal.
- Angular flow path allows connecting fittings to be torqued tight without choking off flow.
- Requires much smaller clearance diameter than standard pipe elbows.
- Order Adjustable Pipe Nipples, or other pipe nipples on pages 24-25.

Steel Catalog Number	Brass Catalog Number	Pipe Size A	Pipe Size B	L	E	Wrench Clearance Dia. "D"	Hex Size	Steel	Brass
16S	16SB	1/16	1/16	13/16	7/32	1	9/16	•	•
18S	18SB	1/8	1/8	1	9/32	1 1/4	3/4	•	•
1814S	1814SB	1/8	1/4	1 1/4	9/32	1 1/4	3/4	•	•
14S	14SB	1/4	1/4	1 3/8	11/32	1 3/8	7/8	•	•
1438S	1438SB	1/4	3/8	1 3/8	11/32	1 3/8	7/8	•	•
38S	38SB	3/8	3/8	1 5/8	1/2	1 1/2	1	•	•
50S	50SB	1/2	1/2	1 7/8	9/16	1 7/8	1 1/4	•	•
75S	75SB	3/4	3/4	2 1/4	5/8	2 1/4	1 1/2	•	•




## Reducing Bushings




Catalog Number	Pipe Size	Stock Item
RB18-1	1/8 x 1/16	•
RB14-2	1/4 x 1/8	•
RB38-4	3/8 x 1/4	•
RB50-6	1/2 x 3/8	•
RB75-8	3/4 x 1/2	•

## Male Reducers



Catalog Number	Pipe Size	L	Stock Item
MR18-1	1/8 x 1/16	1	•
MR14-2	1/4 x 1/8	1 3/16	•
MR38-4	3/8 x 1/4	1 7/16	•
MR50-6	1/2 x 3/8	1 5/8	•


## Hex Nipples



Catalog Number	Pipe Size	Hex Size	L	Stock Item
HN-18	1/8	7/16	3 1/32	•
HN-14	1/4	9/16	1 3/8	•
HN-38	3/8	1 1/16	1 7/16	•
HN-50	1/2	7/8	1 13/16	•

For longer Hex Nipples, see page 24.

## Hex Couplings




Catalog Number	Pipe Size	L	Stock Item
C-18	1/8	3/4	•
C-14	1/4	1 1/8	•
C-38	3/8	1 1/8	•
C-50	1/2	1 1/2	•

## 45° Street EL's



Catalog Number	Pipe Size	Stock Item
AL-18	1/8	•
AL-14	1/4	•
AL-38	3/8	•
AL-50	1/2	•

## 90° Street EL's



Catalog Number	Pipe Size	W	H	Stock Item
SL-18	1/8	1 1/16	1 5/16	•
SL-14	1/4	1	1 1/4	•
SL-38	3/8	1 1/8	1 3/8	•
SL-50	1/2	1 1/2	1 3/4	•

1/16" Street EL's available on Pg. 26-27.


## 90° Elbows



Catalog Number	Pipe Size	W	Stock Item
EL-18	1/8	1 3/16	•
EL-14	1/4	1 1/8	•
EL-38	3/8	1 1/4	•
EL-50	1/2	1 9/16	•

1/16" Elbows available on Pg. 28.

## TEE's



Catalog Number	Pipe Size	W	H	Stock Item
T-18	1/8	1 1/16	1 3/16	•
T-14	1/4	1 1/2	1 1/8	•
T-38	3/8	1 11/16	1 1/4	•
T-50	1/2	2 1/8	1 9/16	•

## Male Hose Barbs

- For use with any hose. Use Hose Clamps, below.



Catalog Number	Hose I.D.	Pipe Size	Stock Item
MB14-2	1/4	1/8	•
MB14-4	1/4	1/4	•
MB15-2	5/16	1/8	•
MB15-4	5/16	1/4	•
MB38-2	3/8	1/8	•
MB38-4	3/8	1/4	•
MB50-4	1/2	1/4	•
MB50-6	1/2	3/8	•
MB50-8	1/2	1/2	•
MB75-8	3/4	1/2	•
MB75-12	3/4	3/4	•

## Push-Lok Barbs

- Push-Lok Hose do not require the use of hose clamps when used with Push-Lok hose.



Catalog Number	Hose I.D.	Pipe Size	Stock Item
PLM-04-01	1/4	1/16	•
PLM-04-02	1/4	1/8	•
PLM-04-04	1/4	1/4	•
PLM-06-02	3/8	1/8	•
PLM-06-04	3/8	1/4	•
PLM-06-06	3/8	3/8	•
PLM-06-08	3/8	1/2	•
PLM-08-04	1/2	1/4	•
PLM-08-06	1/2	3/8	•
PLM-08-08	1/2	1/2	•
PLM-08-12	1/2	3/4	•
PLM-12-08	3/4	1/2	•
PLM-12-12	3/4	3/4	•

## Female Hose Barbs

- For use with any hose. See hose clamps below.



Catalog Number	Hose I.D.	Pipe Size	Stock Item
FB14-2	1/4	1/8	•
FB14-4	1/4	1/4	•
FB15-4	5/16	1/4	•
FB38-2	3/8	1/8	•
FB38-4	3/8	1/4	•
FB50-6	1/2	3/8	•
FB50-8	1/2	1/2	•

## Hose Splicers



Catalog Number	Hose I.D.	Stock Item
HS-14	1/4 x 1/4	•
HS-38	3/8 x 3/8	•
HS-50	1/2 x 1/2	•

## Hose Clamps




Catalog Number	Max. Hose O.D.	Stock Item
HC-58	5/8	•
HC-78	7/8	•
HC-118	1 1/8	•

## Teflon Tape



Catalog Number	Roll Size	Stock Item
TL-250	1/4 x 520"	•
TL-500	1/2 x 520"	•



---

**Innovative**  
**Solutions**  
*at*  
**Work**

---



**CUSTOM MOLD**  
Quality Mold Cooling Products

---

9780 S. Franklin Drive, Franklin, Wisconsin 53132-8853  
(800) 448-2005 Fax (414) 421-2430  
[www.custommold.com](http://www.custommold.com)