
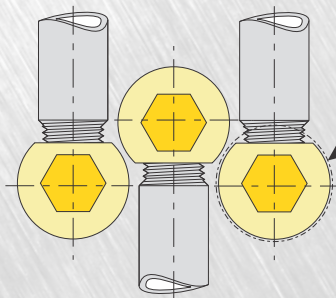

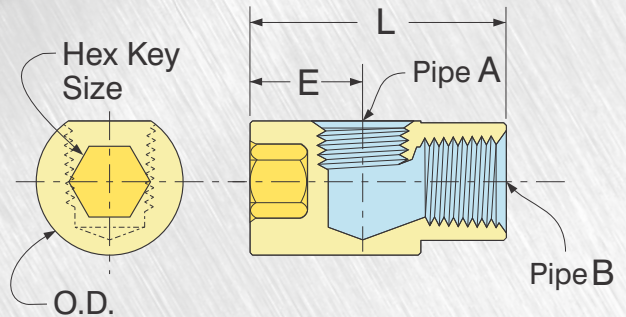


Hex Key Elbows

 **HexKey** elbows install with an Allen wrench for positive assembly and removal.



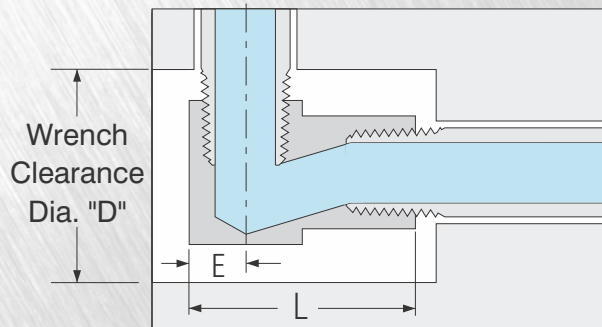

Compact, round design allows for close connections. (See Min. Clearance Dia.)



- Angular coolant path prevents fitting interference at assembly and guarantees full flow. (See Drawing)
- Requires smaller swing clearance than standard pipe elbows.
- Order Adjustable Pipe Nipples, or other pipe nipples on pages 24-25.

Catalog Number	Pipe Size A	Pipe Size B	L	E	O.D.	Min. Clearance Diameter	Hex Key Size	Stock Item
HKL16	1/16	1/16	1.125	.531	.552	9/16	1/4	•
HKL18	1/8	1/8	1.250	.580	.615	5/8	5/16	•
HKL1814	1/8	1/4	1.375	.593	.860	7/8	3/8	•
HKL14	1/4	1/4	1.500	.660	.860	7/8	3/8	•
HKL1438	1/4	3/8	1.625	.712	.985	1	1/2	•
HKL38	3/8	3/8	1.750	.780	.985	1	1/2	•
HKL50	1/2	1/2	2.125	.940	1.235	1 1/4	1/2	•

Hex Elbows



- Available in brass or zinc plated steel.
- Easy socket wrench installation and removal.
- Angular flow path allows connecting fittings to be torqued tight without choking off flow.
- Requires much smaller clearance diameter than standard pipe elbows.
- Order Adjustable Pipe Nipples, or other pipe nipples on pages 24-25.

Steel Catalog Number	Brass Catalog Number	Pipe Size A	Pipe Size B	L	E	Wrench Clearance Dia. "D"	Hex Size	Steel	Brass
16S	16SB	1/16	1/16	13/16	7/32	1	9/16	•	•
18S	18SB	1/8	1/8	1	9/32	1 1/4	3/4	•	•
1814S	1814SB	1/8	1/4	1 1/8	9/32	1 1/4	3/4	•	•
14S	14SB	1/4	1/4	1 1/4	11/32	1 3/8	7/8	•	•
1438S	1438SB	1/4	3/8	1 3/8	11/32	1 3/8	7/8	•	•
38S	38SB	3/8	3/8	1 5/8	1/2	1 1/2	1	•	•
50S	50SB	1/2	1/2	1 7/8	9/16	1 7/8	1 1/4	•	•
75S	75SB	3/4	3/4	2 1/4	5/8	2 1/4	1 1/2	•	•